



Buchanan Orthotics

INSOLE COLLECTION





WELCOME

Buchanan Orthotics is proud to offer a comprehensive range of insole solutions, building on our commitment to foot health for over 60 years.

The company has evolved from a small Surgical Appliances centre to a UK-wide leader in orthotic solutions. This journey has been driven by a constant dedication to innovation and exceptional service. We are proud to work closely with the NHS across the UK and with private clinicians across a range of services.

Today, this heritage translates into a unique blend of traditional craftsmanship and cutting-edge technology. We offer both high-quality, pre-fabricated insoles and custom insoles designed using advanced CAD software.

This catalogue features four distinct categories:

Stock Insoles: Sourced from our partners, these high-quality, pre-fabricated insoles cater to various foot types and activities. Offering targeted support and comfort, they're a convenient and effective choice for common foot concerns.

Buchanan Sense Modular Insoles are designed to provide support, correction, and comfort for people with a variety of foot problems. Sense insoles are made from the original high-quality Schein base, which is then laminated with additional components to meet the individual needs of each patient.

Buchanan Custom Insoles: Designed in-house using advanced CAD technology, our custom insoles are built specifically for your unique foot anatomy. We offer both milled and 3D printed options, ensuring a perfect fit and optimal support for maximum comfort and performance.

Buchanan Paediatric range of Insoles. We stock and produce a wide range of Insoles suitable for Children from the very early stages of treatment to adult care.

They follow the same principal as our other ranges from stock right through to Bespoke using our innovative technology of 3D Printing to create the perfect fit for your patients needs

Throughout this catalogue you will find detailed information on each insole type, their applications, and the benefits they offer. We're confident you'll find the ideal solution to help you walk, run, and perform at your best.

Don't hesitate to contact our team of experts if you have any questions or require assistance in selecting the most suitable insole for your needs.

CONTENTS

STOCK INSOLES

Special Indications	4
Carbon Range	7
Skin Range	12
Sports Range	13
PU Range	17
Business Range	18
Novaped Protect	19
Prescriptive Insoles	21
Off Loading Insoles	22

SENSE INSOLES

Sense Modular	24
Bases	25

BESPOKE INSOLES

Shell Materials	28
3D Printed Range	29
Shell Modifications	30
Shell Additions	32
Top Covers	34

PAEDIATRIC INSOLES

Stock Paediatric Insoles	36
Bespoke Paediatric Insoles	39

STOCK INSOLES



SPECIAL INDICATIONS

Heel Spur

Heel spurs and plantar fasciitis are common foot conditions often caused by gait abnormalities, frequent running or jumping and overload on the musculoskeletal system. Our S90 Heel Spur insoles are designed to offer relief from weight bearing pressure, to relieve symptoms and protect against further damage. The insoles are constructed using a PU foam padding mid-layer, with an easy clean vinyl top cover.



Medium with Met Pad

Sizes: 35-48
Code: 981206-000



Novatherm

Novatherm are an alternative insole for the treatment of heel pain. These thermoplastic devices comprise of a thinner construction.



Without Met Impression

Sizes: 35-48
Code: 951226-000



Hallux Rigidus

Hallux rigidus or hallux limitus is a common degenerative foot condition involving pain and stiffening in the big toe. To accommodate this condition, we offer two types of insoles. The insoles comprise of a heel raise and a slight longitudinal arch support.



The Hallux Rigidus insole is reinforced across the plantar surface of the forefoot to restrict movement of the metatarsophalangeal joint, preventing painful overextension.

The Hallux Limitus has a Morton's extension to limit movement of the metatarsophalangeal joint and prevent painful overextension.

Full Hallux Rigidus Medium

Sizes: 35-48
Code: 985429-000

Hallux Limitus Medium with heel cutout

Sizes: 35-48
Code: 985499-000

Full Hallux Rigidus Wide

Sizes: 35-48
Code: 985428-000

Hallux Limitus Wide with heel cutout

Sizes: 35-48
Code: 985498-000



STOCK INSOLES

SPECIAL INDICATIONS

Alcantara

Our Blue Alcantara insoles offer support to both the valgus and metatarsal areas. The low profile slim, flexible forefoot enables the insole to accommodate to different heel pitches, while the alcantara top cover offers increased durability without compromising comfort.



¾ Length with Met Impression

Sizes: 35-48

Code: 985184-454



Novaped Plateau

Novaped Plateau are manufactured using the tried-and-tested 'film technique'. The special sandwich construction gives the insoles a low mounting height, flexible stability and soft, stable edges.

The thin construction means the finished plateau insoles will fit into ready made shoes with ease. The Heel Plateau also offers the ability to grind a heel wedge suitable for the individual prescription.

Thermal mouldability at 100°C allows additional customisation by healthcare technicians.

- 2mm p2 resorb padding
- Perforated OnDry cover

Sizes: 35-48

Code: 959312000



STOCK INSOLES

CARBON RANGE



Carbon fibres are industrially manufactured fibres with very high stability and rigidity. The finest carbon fibres are woven into a mesh and saturated in a liquid resin mixture. Through pressure and temperature, a composite is created for the highest quality and performance requirements.

The combination of carbon and our S90 insole technology provides several advantages:

- Dimensional stability
- Extremely thin and lightweight
- Flexible heel
- Edgeless transitions
- Non-slip protective film

S90 Full Carbon Shell

Specially designed for further processing into an Orthopaedic foot orthotic for treatment post-op/metatarsal fractures. The wide cover allows the orthotic to be optimally fitted into different shoes, without damaging the carbon.



- Prepreg carbon fibre construction
- Microfibre OnDry top cover

Sizes: 35-48

Code Left: 983250-434

Code Right: 983150-434



STOCK INSOLES

CARBON RANGE

S90 Carbon Edition Hallux Rigidus

The Carbon Hallux Rigidus insole is reinforced across the plantar surface of the forefoot to restrict movement of the metatarsophalangeal joint, preventing painful overextension. Order in single insoles for unilateral use with compensation insole on the unaffected side.



- Prepreg carbon fibre construction
- Thinner and stronger than the standard hallux limitus/rigidus insoles
- Narrow and wide versions
- 1.5mm Microfibre cover with thinned area at hallux

NARROW

Long Rigidus Spring

Sizes: 35-48
Code Left: 983221-000
Code Right: 983121-000

Compensation Insole

Sizes: 35-48
Code Left: 983241-000
Code Right: 983141-000



WIDE

Long Rigidus Spring

Sizes: 35-48
Code Left: 983231-000
Code Right: 983131-000

Compensation Insole

Sizes: 35-48
Code Left: 983246-000
Code Right: 983146-000



Carbon Meta

Schein Carbon insoles are designed to provide superior support and stability for your feet using a carbon fibre plate.

They are designed to support and comfort forefoot indications, made from lightweight carbon fibre base with cushioning pads between mpj 1 and 5 and the heel area. Covered with P2 Resorb and OnDry material.

Sizes: 35-48

Code Pair: 983085-000



S90 Carbon Hallux Calca with U-pad

- Prepreg carbon fibre construction
- Long carbon spring
- For treatment of hallux rigidus and calcaneal spur
- Microfibre OnDry top cover
- ARUfoam heel pad

Sizes: 35-48

Code Pair: 983064-000



STOCK INSOLES

CARBON RANGE

S90 Carbon Edition Running/Walking/Nordic Walking

The growing number of running enthusiasts has also led to an increase in running-specific strain injuries. With the NovaPED S90 carbon insole for the areas of running, walking and Nordic walking, numerous complaints can be avoided in advance.

- Prepreg carbon fibre construction
- Dynamic foot roll behaviour thanks to asymmetric spring construction
- Supports the foot's arch structure
- Continuous p²/EVA sandwich padding, approx. 3.5mm
- With rubber metatarsal pad
- Microfibre OnDry top cover

Sizes: 35-48

Code: 982500-000



S90 Carbon Edition Cycling

In cycling, the forefoot in particular is subjected to constant strain. This can lead to painful pressure points and nerve irritation (e.g. pins and needles). The special construction of the NovaPED S90 carbon insole for cycling helps to relieve overstrained foot structures, stabilise the foot and knee, and improve the transfer of force to the pedals.

- Prepreg carbon fibre construction
- Supports the foot's arch structure
- Improved forefoot force transfer thanks to carbon element
- Cupped heel stabilisation
- Pressure reducing padding
- Continuous p² padding, approx. 2mm
- Microfibre OnDry top cover

Sizes: 35-48

Code: 982502-000



S90 Carbon Edition Football

Shifting patterns of movement in the lower extremities when playing football lead to injury and strain. Often, poorly fitting football boots are a contributing factor in the development of complaints. The NovaPED S90 carbon football insole improves the fit and comfort, and helps to prevent injury.



- Prepreg carbon fibre construction
- Supports the foot's arch structure
- Narrow slim shape for improved fit
- Stabilises the forefoot thanks to torsion cut
- Continuous p²/EVA sandwich padding, approx. 3.5mm
- Can be used for indications such as Pes Valgus, Splay-foot, forefoot complaints
- Rubber metatarsal pad
- Microfibre OnDry top cover

Sizes: 35-48

Code: 982501-000

SKIN RANGE



The NovaPED calcaneus series has been specially designed for use in cases of overload symptoms or pain in the area of the calcaneus/plantar tendon attachment.

The NovaPED S90 calcaneus orthopaedic foot supports are preformed from a thermoplastic material and, in addition to an anatomically adapted recess in the middle of the heel, also have a lowering of the plantar tendon structure.

The use of glass-fibre-reinforced components increases the stability in the longitudinal arch, while PU padding materials in the heel have a shock-absorbing and pressure-relieving effect. Another special feature is the multi-zone technology in the cover combination. Cushioning top layer with soft-bedding heel inlay provides targeted support and relief of the foot structure.

Novaped S90 Skin Calcaneus Sneaker

The Calcaneus Sneaker insoles are specifically designed to address overuse symptoms and pain in the heel area of the foot. It offers support via an anatomically shaped cut in the centre of the heel and lowering groove to cushion and support the plantar fascia,

- Thin and lightweight
- Reinforced core adds stability and support
- Anatomical heel padding
- Long sole padding for extra comfort
- Wider fit

Sizes: 35-50
Code: 989820-000



Novaped S90 Skin Hallux Limitus

The Novaped Skin Hallux Insole is specifically designed for use in cases of Hallux Limitus/Rigidus. The rigidus spring act as a splint to the big toe to restrict mobility around the metatarsophalangeal joint.

- Thin and lightweight
- Reinforced core adds Stability and support

Sizes: 35-48
Code: 989899-000



Novaped S90 Skin Calcaneus Business

The Calcaneus Business insoles are specifically designed to address overuse symptoms and pain in the heel area of the foot. It offers support via an anatomically shaped cut in the centre of the heel and lowering groove to cushion and support the plantar fascia and heel area,

- Thin and lightweight
- Reinforced core adds stability and support
- Anatomical shaped heel padding
- Slimmer fit

Sizes: 35-50

Code: 989818-000



Novaped S90 Skin Business

The Novaped Skin Business is designed to offload the heel and metatarsal heads while keeping to a slim profile to make shoe fitting as easy as possible.

- Thin and lightweight
- Cushioning in the heel and metatarsophalangeal joint area
- Reinforced core adds support and stability
- Slimmer fit

Sizes: 35-48

Code: 989808-000



STOCK INSOLES

SPORTS RANGE



The NovaPED Sports insoles have been developed to protect against damage from excessive strain and alleviate future complications due to exercise. The slim, high quality thermoplastic bases are designed for individual sports. The relative insoles are unique to the sport's specific movement, gait patterns, footwear and terrain, to offer support and cushioning to their specified areas. Therefore reducing the risk of injury and overuse.

GENERAL CONSTRUCTION FEATURES

- Support along the arch of the foot
- Heel cup adds stability to rear foot
- Slim design and shaped specific to individual sports footwear
- Cushioning and shock absorption for area of heavy impact (forefoot and Heel areas)
- Microfibre top cover to allow natural drying.

For features on the individual insoles please take a look at our website www.buchananorthotics.co.uk/products/insoles/novaped-sports/

Running

Wide

Sizes: 35-53
Code: 987620-000

Standard

Sizes: 35-46
Code: 987624-000



Running with Raised Outer Edge

Wide

Sizes: 35-53
Code: 987627-000

Standard

Sizes: 35-46
Code: 987626-000



Football

Standard

Sizes: 29/30-48
Code: 987610-000



Golf

Standard

Sizes: 35-46
Code: 987617-000



STOCK INSOLES

SPORTS RANGE

Ball Sports

Wide

Sizes: 35-53

Code: 987661-000

Standard

Sizes: 35-46

Code: 987668-000



Cycling

Standard

Sizes: 35-48

Code: 987686-000



Racket Sports

Wide

Sizes: 35-53

Code: 987616-000

Standard

Sizes: 35-46

Code: 987615-000



STOCK INSOLES

PU RANGE

Novaped PU foot orthotics are made from a high-quality PU foam component. The structure of the foam is flexible, has a cushioning effect and relieves pressure. The memory properties of the foam ensure reliable results

PU Insole

- Polyurethane base approximately 35 Shore A
- Multiform orange 1.5mm midlayer
- OnDry plus melange top cover
- Met dome with internal stiffening core

Sizes: 35-50

Code: 670160363



PU Vario Modul

The Novaped Vario Modul foot orthotic is characterised by different features. Preset zones of loading and unloading:

- Cut-out of the base five
- Cushioning of the first and fifth metatarsal head
- Orange base in Polyurethane approx. 50 Shore A
- Top layer approx. 30 Shore A
- Microfibre top cover

Narrow with Arch Support

Sizes: 35/36-41/42

Code: 675210-AS

Wide with Arch Support

Sizes: 39/40-47/48

Code: 675110-AS



STOCK INSOLES

BUSINESS RANGE



NovaPED Business insoles have been created to prevent overload damage, or reduce already existing complaints and fatigue, due to the heavy load put on our feet during the working day. Novaped business insoles are constructed from high quality nylon known for it's strength and durability. The slim design and adapted shape enables an easy fit with a wide variety of male and female business shoes.

- Pressure relieving
- Joint friendly
- Stabilising
- Supportive



Men's

Low Heel Gradient Narrow Hindfoot Rounded Forefoot

Sizes: 35-48
Code: 987410-000

Low Heel Gradient Narrow Hindfoot Rectangular Forefoot

Sizes: 35-48
Code: 987415-000

Low Heel Gradient Wide Hindfoot Rectangular Forefoot

Sizes: 35-48
Code: 987418-000



Women's

Low Heel Gradient Pointed Forefoot

Sizes: 34-45
Code: 987400-000

High Heel Gradient Pointed Forefoot

Sizes: 34-45
Code: 987405-000



NOVAPED PROTECT



Orthopaedic Foot Supports for Work Safety Shoes

Two Insoles – one goal: tailored foot protection. You can choose between supporting and cushioning insole blanks made from different materials. All insoles can be individually modified to meet the respective needs and indications.

Protect Carbon

- Carbon technology substructure
- Forefoot perforation
- Notch at heel and base of plantar fascia with PU padding
- Integrated PU heel cushioning
- Conductive padding material
- Anatomically shaped foam rubber pad
- Padded Microfibre cover
- Lightweight

Sizes: 36-48

Code: 989600-000



S90 Protect

- Heel notch with PU padding
- Integrated PU heel cushioning
- Conductive padding material
- Thermoformable load-bearing element
- Drop-shape foam rubber pad
- Padded Microfibre cover

Sizes: 36-48

Code: 959600-000





PRESCRIPTIVE INSOLES



Diabetic

- Soft polyurethane
- Metatarsal elevation
- Memory foam mid layer
- Absorbent microfibre top layer

Sizes: 35/36, 47/48

Code: FM2221



Supinated

- Designed for the supinated foot
- Metatarsal elevation
- Non-slip base

Sizes: 35/36, 45/46

Code: FM3230



Cavus

- Designed for the cavus foot
- Metatarsal elevation
- Non-slip base

Sizes: 35/36, 45/46

Code: FM7270



STOCK INSOLES

OFF LOADING INSOLES

Hema Relief

Open celled Polyurethane foam insole with integrated heel spur padding, plantar fascia groove and forefoot padding.

Sizes: 35-48

Code: 5531



Silicone Heel pads with soft spot

- Silicone heel cup with lower density silicone in the heel

Small

Sizes: 34-37

Code: 800175

Medium

Sizes: 38-40

Code: 800174

Large

Sizes: 41-43

Code: 800173



Full Length Silicone insoles with shock-absorbing cushioning

- Full length silicone insole
- Lower density soft spots at heel, 1st and 5th metatarsal heads

Small

Sizes: 34-37

Code: 800175

Medium


Sizes: 38-40

Code: 800174

Large

Sizes: 41-43

Code: 800173



SENSE INSOLES



SENSE MODULAR



Sense Modular, semi-bespoke insoles from Buchanan Orthotics.

Sense insoles have been designed using a high quality Schein base which can then be constructed to the practitioner's specification, enabling you to stipulate any additional components to suit your patient's needs.

Constructed from three layers of reinforcing material which are laminated together to create a durable sole. A strong yet adaptable medial longitudinal arch and flexible heel cup allows the insole to form to the pitch of most shoes.

For added comfort the underside of the full-length insole has a unique non-slip coating to prevent movement inside the shoe. These features of our Sense insoles are achieved without compromising the support, correction and comfort of the patient, all at an affordable price.

The modular nature of the Sense range allows them to be tailored to each individual condition and person. For full details of options, we have an order form to help you select the most appropriate clinical features.

SENSE INSOLES ARE SUITABLE FOR THE TREATMENT OF:

- Plantar Heel Pain (Plantar fasciitis)
- Arch Pain
- Adult Acquired Flat Foot
- Pronation related conditions
- Posterior Tibial Tendon Dysfunction (PTTD) in early stages
- Hallux Limitus Grade 0 and 1
- Paediatric Flat Foot
- Morton's Neuroma
- Metatarsalgia



DOWNLOAD
PRESCRIPTION
FORM HERE



BASES

The Standard Shell

The standard Sense shell is designed to provide arch support through its laminated reinforcements. As with all the sense insoles there is a shallow heel cup with slimline base.



Shell design

- Arch Support with shallow heel cup
- Slimline Base

Heel Pain

The Heel pain Sense shell is designed to offload the calcaneal tuberosity and the attachment of the plantar fascia through its heel cut out.



Shell design

- Heel cutout to offload calcaneal tuberosity and attachment of plantar tendon

Hallux Limitus

The Hallux Limitus Sense shell has a reinforced mortons extension under the 1st metatarsal.

Underside of Hallux limitus Shell with carbon Vinyl base cover.



Shell design

- Intrinsic reinforced Morton's extension under 1st metatarsal
- More rigid base plate to reduce flex at MTPJ

BASES

Heel Pain Pro

The newly designed Heel Pain Pro shell is neater fitting than the standard Sense Heel Pain shell. With improved shock-absorbing materials and thin forefoot.

Shell design

- Neater fit than Sense Heel Pain
- Increased rearfoot shock absorption and thinner forefoot to aid fit



Sense Slim

Specifically designed to be narrower on the heel and waist when compared to the standard sense shell. The smooth underside allows for easy transfer between footwear.

Shell design

- Narrower at heel and waist than standard
- Smooth base for ease of transfer between footwear



Sense Offloader

The Sense offload has been designed to offload the heel and metatarsal heads while keeping to a slim profile to make shoe fitting as easy as possible.

Shell design

- Heel offloading with P2 resorb
- Composite heat adjustable mid foot support
- Forefoot padding in P2



BESPOKE INSOLES



SHELL MATERIALS



At Buchanan Orthotics, we believe that every foot is unique, deserving of a solution tailored to its specific needs. Our bespoke insoles are crafted with precision and care, using the latest 3D Printing technology and traditional craftsmanship to provide unparalleled comfort, support, and performance. We offer a range of materials and top covers to achieve optimum results for your patients.

EVA Foams



HIGH DENSITY

- Semi Flexible
- Good for heavy/high activity patients when some flex is needed

MEDIUM DENSITY

- Semi Soft
- Forgiving but supportive
- Useful for diabetic spec inlays

LOW DENSITY

- Soft and Compressible
- Provides gentle support

SPLIT DENSITY

Combination of above options as useful when different properties are needed for rearfoot and forefoot.

3D PRINTED RANGE

Polypropylene

Polypropylene (PP) is a versatile thermoplastic known for its toughness, flexibility, and lightweight properties.

- 3D Printable Polypropylene
- Rigid at 4mm through to Flex at 2mm



Key Properties of 3D Printed Polypropylene

Lightweight:

Polypropylene is one of the lightest plastics, making it resistance to impact and abrasion suitable for applications where weight reduction is important.

Durable:

It offers good mechanical strength and durability, making it suitable for components that need to withstand wear and tear.

Flexibility:

PP can be printed to be flexible or rigid, depending on the desired application.

Polyurethane (TPU)

Thermoplastic Polyurethane (TPU) is a popular material for 3D printing due to its exceptional flexibility, durability, and shock absorption properties. It does not compress like EVA and can be printed with variable density zones.



Customizable Comfort:

TPU's flexibility allows for the creation of insoles with varying degrees of cushioning and support, tailored to individual foot shapes and needs.

Shock Absorption:

TPU excels at absorbing impact, reducing foot fatigue and discomfort.

Durability:

TPU insoles are resistant to wear and tear, ensuring longevity.

Design Flexibility:

3D printing enables intricate designs, allowing for precise support and pressure distribution.

SHELL MODIFICATIONS

Heel Posting



Description

- Medial or Lateral wedging applied to rearfoot of insole
- Can be extrinsic or intrinsic
- Depth/Degrees specified by clinician

Indications

- Rearfoot Instability
- Many foot pathologies

Heel Skive (Kirby Skive)



Description

- Flat plane ground directly into medial heel of inlay

Indications

- PTTD
- STJ Instability
- Overpronation

Forefoot Post



Description

- Medial or Lateral wedging applied to forefoot of insole
- Can be extrinsic or intrinsic
- Depth/Degrees specified by clinician

Indications

- Forefoot Instability
- Many foot pathologies

Heel Cups



Description

- Depth of heel cup can be altered to clinician's specifications

Indications

- Deep (16mm) - Increase rearfoot control
- Medium (12mm) - Standard depth if no change specified
- Shallow (10mm) - Can improve fit and comfort with certain shoe styles

Heel Raise




Description

- Intrinsic or extrinsic addition to rearfoot of shell
- Can be firm or cushioned depending on clinician specifications

Indications

- Leg Length Discrepancy
- Equinus Foot posture
- Achilles Tendinopathy
- Severs

Medial Flange



Description

- Medial Border of heel cup extended to encompass more of the medial longitudinal arch.

Indications

- Medially Deviated STJ Axis
- Pronation Control



Lateral Flange

Description

- Lateral Border of heel cup extended to encompass more of the lateral longitudinal arch.

Indications

- Ankle Instability
- Supination Control



Dancers Pad

Description

- Dancers Pad is a cushioning pad and is applied to the met area of the foot to provide cushioning and protection.

Indications

- Forefoot pathologies Pressure relieving



First Met Cut Out

Description

- Shell cut out medially to just behind 1st met head

Indications

- Plantarflexed 1st ray
- Functional Hallux Limitus



Heel Cavity

Description

- Cut out or spot grind in shell under calcaneus
- Can be back filled with poron/cushioning material or left as void

Indications

- Heel Spurs
- Plantar Fasciitis
- Reduced Fat Pad Depth
- Increased rearfoot shock absorption



Plantar Fascia Groove

Description

- Groove incorporated into shell to relieve pressure on plantar tendon

Indications

- Plantar Fasciitis
- Prominent plantar tendon with dorsiflexion of 1st MTPJ

SHELL ADDITIONS



Heel Cushion

Description

- Poron Padding added under calcaneus

Indications

- Idiopathic Heel Pain
- Heel Spurs
- Reduce plantar pad depth
- Increased shock absorption



Horseshoe Pad

Description

- U-shaped heel pad which can provide some increased control of rearfoot

Indications

- Unstable rearfoot with heel pain
- Small calcaneus



Valgus Pads

Description

- Poron pad added to insole at the medial longitudinal arch

Indications

- Medial Arch collapse
- Overpronation



Metatarsal Dome

Description

- EVA or Poron dome placed with apex at 3rd metatarsal

Indications

- Collapsed Transverse Arch
- Morton's Neuroma
- Offloading Met Heads



Metatarsal Bar

Description

- EVA or Poron pad placed beneath met heads, less aggressive than met dome

Indications

- Offloading met heads
- Morton's neuroma
- Forefoot Callus



Morton's Extension

Description

- Extension under 1st ray for sulcus length insoles

Indications

- Dorsiflexed 1st Ray
- Mild Hallux Limitus



Reverse Morton's Extension

Description

- Extension under 2nd-5th met heads for sulcus length insoles

Indication

- Functional Hallux Limitus



Kinetic Wedge

Description

- Pad placed under hallux on full length insoles to pre-load 1st MTPJ

Indications

- Hallux Limitus
- Sesamoiditis
- Painful winlass mechanism activation

BESPOKE INSOLES

TOP COVERS

1mm	Carbon Vinyl	Blue Marble	Beige Marble	Black Marble	Blue Suede	Black OnSteam	Multi EVA	Soft Leather Black
1.5mm	Green Spenco	Grey Poron	Blue Poron	Pink Poron				
3mm	Green Spenco	Grey Poron	Blue Poron	P2 OnSteam	Soft Eva	Pink Poron		
4mm	Salmon Beige OnSteam							
6mm	Grey Poron*	Blue Poron						

MIDLAYERS



All midlayers available in 1.5mm, 3mm and 6mm thickness

PAEDIATRIC INSOLES



A Complete range of Paediatric Insoles including Bespoke, which are available in 3D printed Polypropylene and TPU to prescription Modular Insoles and Stock Insoles all these ranges mimics offerings available in the complete adult range



STOCK PAEDIATRIC INSOLES

Peddy Insoles $\frac{3}{4}$ Length

Application examples:

- Gait Plate
- Forefoot Adductus

Sizes: 19/20-39/40

Code: 470640-000



Slimline Arch Support Insoles Full Length Blue

Application examples:

- Calcvalgus
- Pronation
- Pes Planus
- Slim Foot

Sizes: 19/20-33/34, 35-48

Code: 981289-000



Twin Cheek Arch Supports $\frac{3}{4}$ Length Multi

Application examples:

- Calcaneal Instability
- Medial/Lateral Support

Sizes: 19/20-33/34, 35-42

Code: 982390-207



Shell Like Arch Support $\frac{3}{4}$ Length Multi

Application examples:

- Calcvalgus
- Pronation
- Pes Planus

Sizes: 19/20-33/34, 35-42

Code: 982280-207



Shell Like Arch Support Full Length Multi

Application examples:

- Calcvalgus
- Pronation
- Pes Planus

Sizes: 19/20-33/34, 35-42

Code: 982260-207



Proprioceptive Insoles Full Length Blue

Application examples:

- Neurological Foot
- Gait Problems

Sizes: 19/20-33/34, 35-42

Code: 952130-000



STOCK PAEDIATRIC INSOLES

Heel Plateau

Application examples:

- Improved pressure transfer to the shoe sole
- Significant stabilising of the lower ankle
- More effective support of the arch structure
- Thermoplastically flexible shape
- Thin-walled curved area
- Supinatory/pronatory corrections can be ground in

Narrow

Sizes: 19/20-47

Code: 980360-000

Medium

Sizes: 19/20-48

Code: 980189-000

Broad

Sizes: 19/20-42

Code: 980260-000



Hema Paediatric Insole

The Hema Paediatric Insole has a reinforced core with an EVA top and bottom layer

- Calcaneal valgus
- Pronation
- Pes Planus

Sizes: 22-38

Code: A7644T



BESPOKE PAEDIATRIC INSOLES

Paediatric Flat Carbon Insole

Flat prepreg carbon fibre insole for stiffening footwear. It is designed to be placed between the shoe and the shoe insole to increase the wearers shoe stiffness.

- Can be trimmed to size with supply of Draft

Sizes: 19-39

Code: PCFI



3D PRINTED

Polypropylene


Polypropylene (PP) is a versatile thermoplastic known for its toughness, flexibility, and lightweight properties.

- 3D Printable Polypropylene
- Rigid at 4mm through to flex at 2mm



Polyurethane (TPU)

Thermoplastic Polyurethane (TPU) is a popular material for 3D printing due to its exceptional flexibility, durability, and shock absorption properties. It does not compress like EVA and can be printed with variable density zones.





Buchanan Orthotics

603 Helen Street, Glasgow, G51 3AR

www.buchananorthotics.co.uk

orders@buchananorthotics.co.uk

0141 440 1999

Opening hours:

Monday-Thursday:

9am-5pm

Friday:

9am-4pm

