



Buchanan Orthotics

# STEPRITE FOOTWEAR





## Slater

Shown in Black Calf



# WELCOME

## Welcome to the Seventh Edition of Steprite Footwear

Steprite footwear continues to evolve, offering an even wider range of stylish and functional options. We combine traditional and modern designs with a vast array of colours and customisable features to meet your individual needs.

Crafted with care in the UK, Steprite uses only the finest materials. Our supple leathers ensure lasting comfort, while the luxurious linings provide exceptional breathability and natural antibacterial properties. We go beyond traditional materials, offering a high-street aesthetic seamlessly blending with clinical functionality.

This edition introduces an exciting new chapter for Steprite: our house shoe and rehabilitation footwear range. Designed for superior comfort and support, these styles are ideal for promoting healing.

Advanced technology plays a vital role in Steprite's success. We utilise CAD/CAM design software and 3D scanning to guarantee a precise and comfortable fit. Additionally, we offer both modular and bespoke footwear, allowing for the perfect balance of customisation and convenience.

Our expert technicians and clinicians are always available to provide guidance and support. We are committed to helping you find the ideal footwear solution for a confident and comfortable stride.



# CONTENTS

## LADIES

Ladies Classics	5
Ladies Casuals	11
Ladies Trainers	15
Ladies Boots	19

## GENTS

Gents Classics	23
Gents Casuals	29
Gents Trainers	31
Gents Boots	35

## HOUSE FOOTWEAR

39

## REHAB FOOTWEAR

41

## GENERAL INFORMATION

Bespoke Footwear	44
Last Adaptions	46
Soles & Linings	57
Colour & Fabric Chart	58



# LADIES CLASSICS



## Camden

---

The Camden features a low-opening design. Shown in Cherry Red Calf Leather.

# LADIES CLASSICS

---



## Phoenix

---

The Phoenix features a plain seam-free vamp. Shown in Tosca with three eyelets.



## Phoenix Low

---

The Phoenix Low is designed with a low opening for convenient access. Shown in Black Softee leather with four eyelets.



## Sonoma

---

The Sonoma features a stitched apron design shown in Bone Softee and Bone Suede. This style includes three eyelets.



## Orlando

---

The Orlando features a punch design vamp. Shown in Brown Softee with three eyelets.



## Manhattan

The Manhattan features a patchwork apron style, shown in a Camel Softee and Bone/Pink Softee patchwork. This shoe includes three eyelets.



## Skye

The Skye shown in Tosca Softee with Royal Stewart Tartan. It features a return pull touch and close fastening and is also available in Black Watch tartan.



## Iona

The Iona is a classic style featuring tab lacing. It is shown in Lilac Smoke Softee leather.



## Camden

The Camden features a low-opening design. Shown in Cherry Red Calf leather, with five eyelets. Comes with TCR Commando soling as standard.



## LADIES CLASSICS

---



### Maryland

---

The Maryland showcases a stitched sides design. Shown in Dove Grey Softee leather with a layover touch and close strap.



### Arran

---

The Arran features low opening and contrasting tongue and counters. Shown in Navy Softee with a contrast of Navy Suede and double layover touch and close straps.



### April

---

The April is a low-opening court-style shoe. Shown in Dove Grey Softee leather with a layover touch and close strap.



### Illinois

---

The Illinois is a sandal design with touch and close fastening shown in Mint Softee.



## Phoenix Low

---

Phoenix Low is shown in Tosca.

## LADIES STRETCH STYLES

---



### Vermont

---

The Vermont combines a soft neoprene vamp. Shown in Burgundy Softee and Burgundy Neoprene and return pull touch and close strap.



### Jura

---

The Jura features a low-opening design with stretch sides. Shown in Black Softee with Black Stretch Side Panels and double return pull touch and close straps.



### Portree

---

The Portree features a contrasting apron available in stretch leather or neoprene. Shown in Light Brown Softee with stretch leopard and single return pull touch and close strap.



# LADIES CASUALS



## Ailsa

The Ailsa features a low-opening design with punched sides, shown in Bone Softee and Desert Sand Suede with five eyelets.

# LADIES CASUALS

---



## Denver

---

The Denver is a casual style with punched design. Shown in Beige Softee, Brown Soft Nappa collar and four eyelets.



## Street

---

The Street is a popular open-to-toe casual style, shown in Mint Softee with six eyelets.



## Island

---

A new addition to our collection. The island features a sandal design shown in Country Cow Brown. Comes with a single attached footbed only.



## Phoenix Casual

---

The Phoenix Casual offers a low-opening design with a sleek appearance. Shown in Pink Softee leather with four eyelets.



## **Stroller**

---

The Stroller is a low-opening trainer with side flashes. Shown in Bone Softee and Bone Suede with five eyelets.



## **Ailsa**

---

The Ailsa features a low-opening design with punched sides. Shown in Bone Softee leather with desert sand suede with five eyelets.





## Denver

The Denver is shown in a Beige Softee with a brown Nappa collar.



# LADIES TRAINERS



## Grace

---

The Grace features a U shaped-opening with four stripes on the side. Shown in Pink Suede with Light Blue Stripes and five eyelets.

# LADIES TRAINERS

---



## Dale

---

The Dale features a full mesh body and low-opening u-front design. Shown in Pink Mesh with Pink Suede Detail Contrasts and six eyelets.



## Loch

---

The Loch is a mesh low-opening trainer style. Shown in Pink Mesh with Grey Croc Contrasts and five eyelets.



## Coast

---

The Coast offers an open-toe modern take on a classic trainer style. Shown in White Softee with Purple Softee details and six eyelets.



## Stryde

---

Shown in White Softee with Grey Nubuck and Black Suede detail at the top of the heel, and six eyelets.



## TRAINER BOOT

---



### Grace

---

The Grace offers a low-opening casual trainer style with four stripes on the side. Shown in Pink Suede with Light Blue Stripes and five eyelets.



### Austin

---

The Austin is a highly popular low-opening wing cap trainer boot style. Shown in White Softee with Pink Softee and six eyelets.



### Arrow

---

The Arrow is a low-opening trainer style. Shown in Mint with Beige detail and six eyelets.



### Florida

---

The Florida is a classic low-opening trainer style featuring flashes on each side. Shown in White Softee with Black Softee and five eyelets.

## Stryde

Stryde Shown in White  
Softee with Grey Nubuck  
and Black Suede details.





# LADIES BOOTS



## Chukka

The Chukka is a smart-casual classic ankle boot style, shown in Desert Sand with two eyelets.



# LADIES BOOTS

---



## Ohio Low

---

The Ohio Low is a low-opening boot style with plain vamps. Shown in Brown Grain with a Brown Suede contrast and six eyelets.



## Dublin

---

The Dublin is a Chelsea boot style featuring an adaptable zip panel. Shown in Purple Softee with Zip Adaptation in Purple Suede.



## Chukka

---

The Chukka is a smart-casual classic ankle boot style, shown in Desert Sand with two eyelets.



## Sahara

---

The Sahara is a second edition of our popular chukka boot. It features a contrasting vamp insert and three eyelets. Shown in Grey Croc with Grey Suede Insert.



### Digby

The Digby offers a vintage design with eight eyelet high boots and a yellow back loop for easy donning. Shown in Cherry Calf.

## TRAINER BOOT



### Court

The Court is a brand-new two-tone trainer boot style with a punch design on the apron. Shown in Black, White and Red Softee with eight eyelets.



### Walker

The Walker is a popular low-opening boot with a deep soft suede collar. Shown in Grey Nubuck with Black Suede, it features two ski hooks and five eyelets.



### Delaware

The Delaware features a turn collar ankle boot design with low, easy entry. Shown in Black Softee with six eyelets.



## Walker

---

Walker is shown in  
Country Cow Tan and  
soft Nappa collar.





# GENTS CLASSICS



## **Stuart**

---

The Stuart features a full brogue design, shown in Light Brown Softee with four eyelets.

# GENTS CLASSICS

---



## Arizona

---

The Arizona is our popular classic design. Shown in Black Softee with three eyelets.



## Arizona Low

---

The Arizona Low is our popular low-opening version of our classic design. Shown in Black Grain with return pull two touch and close straps.



## Oakland Low

---

The Oakland Low features a stitched apron. Shown in Dark Brown Softee with four eyelets.



## Oregon

---

The Oregon features punch facings. Shown in Navy Softee with a layover touch and close strap.



## Stuart

---

The Stuart features a full brogue design, shown in Light Brown Softee with four eyelet.



## Bronx

---

The Bronx is a classic Gibson shoe featuring a toe cap design. Shown in Black Softee with four eyelets.



## Utah

---

The Utah is a classic shoe style. Shown in Black Grain with four eyelets.



## Jackson

---

The Jackson is a low-opening plain vamp design with punch & stitch detail on quarter and counter. Shown in Black Softee with four eyelets.



## GENTS CLASSICS

---



### Kentucky

---

The Kentucky offers a wider opening for easy access. Shown in Brown Softee with four eyelets.



### Michigan

---

The Michigan is an extended low-opening style. Shown in Brown Nubuck with return pull touch and close straps.



### Huron

---

The Huron features contrasting vamp panels and heel counter. Shown in Grey Softee and Grey Nubuck with two return pull touch and close straps.



### Fulham

---

The Fulham features a lower-opening design with five eyelets shown in Black Calf with TCR Commando Soles.



### Ontario

---

The Ontario is a smart, simple Gibson shoe shown in Navy Grain with three eyelets.



### Dakota

---

The Dakota is a smart stitched apron front shoe, shown in Brown Softee with four eyelets.

## STRETCH STYLES

---



### Tain

---

The Tain is a Gibson shoe that can feature a stretch leather or a neoprene apron. Shown in Black Softee with Black Neoprene and one touch and close strap.



### Tampa

---

The Tampa is a Gibson shoe with a neoprene vamp, shown in Black Softee with Black Neoprene and four eyelets.



## Fulham

The Fulham shown  
in Black with TCR  
Commando Soles.





# GENTS CASUALS



## **Parker**

---

The Parker is a new low-opening casual. Shown in Soft Grain Tan with a soft Nappa collar and four eyelets.

# GENTS CASUALS

---



## Parker

---

The Parker is a low-opening casual style with soft collar. Shown in Soft Grain Tan with a soft Nappa collar and four eyelets.



## Arizona Casual

---

The Arizona Casual is a popular low-opening version of our classic design. Shown in Tan Grain with four eyelets.



## Stroller

---

The Stroller is a low-opening casual style with side flashes. Shown in Grey Softee with Grey Suede and five eyelets.



## Street

---

The Street is a popular open-to-toe casual style, shown in Black Softee with three layover touch and close straps.



# GENTS TRAINERS



## Gordon

The Gordon is a low-opening casual trainer style with four stripes on the side. Shown in Black Nubuck with light beige stripes and five eyelets.

# GENTS TRAINERS

---



## Gordon

---

The Gordon is a low-opening casual trainer style with four stripes on the side. Shown in Black Nubuck with light beige stripes and five eyelets.



## Florida

---

The Florida is a classic low-opening trainer style featuring flashes on each side. Shown in White Softee with Black Softee and five eyelets.



## Stryde

---

The Stryde features a punch design on the side quarters. Shown in White Softee with Grey Nubuck and Black Suede detail at the top of the heel and six eyelets.



## Glen

---

The Glen is our highly popular mesh style with extra support at the sides and facing. Shown in Grey Nubuck with Silver Mesh, and six eyelets.





## River

The River is shown in White Softee and Desert Sand Suede with six eyelets.



## Coast

The Coast offers an open-toe modern take on a classic trainer style. Shown in White Softee with Navy Nubuck detail.



## Dale

The Dale is a U-shaped one piece upper with low opening style. Shown in Black Mesh and Black Patent.



## Arrow

The Arrow is a low-opening trainer style. Shown in White with Grey Croc and six eyelets.

## GENTS TRAINER BOOTS

---



### Austin

---

The Austin is a low-opening wing cap trainer boot style. Shown in Grey and Black Softee with return pull three touch and close straps.



### Hooper

---

The Hooper is a two-tone trainer boot style with a punch design on the side quarters and apron. Shown in Black and White Softee with eight eyelets.



# GENTS BOOTS



## Rambler

The Rambler is a low-opening boot featuring a deep collar. Shown in Light Brown Softee and Soft Black Nappa with seven eyelets.







# GENTS BOOTS

---



## Rambler

---

The Rambler is a low-opening boot featuring a deep soft collar. Shown in Light Brown Softee and Soft Black Nappa with seven eyelets.



## Deerstalker

---

The Deerstalker is a popular plain vamp boot style. Shown in Country Cow Tan with five eyelets.



## Brogue

---

The Brogue traditional brogue with the functionality of a boot. Shown in Black Softee with five eyelets.



## Chukka

---

The Chukka is a smart-casual classic ankle boot style, shown in Black Suede with two eyelets.



## GENTS BOOTS

---



### Houston

---

The Houston is a modern style boot with deep padded collars and a raised apron design. Shown in Soft Brown Grain with Brown Nubuck and six eyelets.



### Slater

---

The Slater offers a vintage design with eight eyelet high boots and a yellow back loop for easy donning. Shown in Black Calf.



### Hiker

---

The Hiker is a low-opening boot with a deep soft collar. Shown in Country Cow Tan with Brown Suede Collar, it features two ski hooks and five eyelets.



### Indiana

---

The Indiana is a classic low-opening boot style with plain vamp. Shown in Black Grain with six eyelets.



# HOUSE FOOTWEAR





# HOUSE FOOTWEAR

---



## House Boot

---

The House boot features a slim, easy closing cross-over strap shown in a Burgundy slipper material with fur lining.



## House Shoe

---

The House shoe is a slipper style which is suitable for both indoor and outdoor use. Shown in Blue slipper material with fur lining and three touch and close straps.



## Cosy

---

The Cosy features a rear opening design wide flap over touch and close fastening. Shown in Burgundy slipper material with fur lining.



## Comfy

---

The Comfy features a slim, easy closing cross-over strap shown in a Blue slipper material with fur lining.



# REHAB FOOTWEAR



Ward Boot

# REHAB FOOTWEAR

---

## OVERVIEW

---

- Design:** Wide and deep design that opens fully to the toes for easy entry.
- Material:** Manufactured using padded brushed cotton.
- Sole:** Equipped with an EVA through wedge rocker sole featuring a posterior heel skive and a flared sole for enhanced stability.
- Inlay:** Includes a 3mm microfibre foam inlay for added comfort.
- Sizing:** Sold in pairs, available in sizes UK 1-14 (no half sizes).
- Last:** Sized on our Wide and Deep Steprite last.



### Ward boot

---

The Ward boot features three trimmable reverse pull touch and close straps.

**Kept in Stock for Immediate dispatch  
(Depending on adaptations requested)**



### Ward Entry

---

The Ward entry shoe features a fully fold down front.



### Ward Maxi

---

The Ward Maxi boot features a rear entry and open-to-toe front.



### Ward Sandal

---

The Ward sandal is a Classic rehab sandal design.



### Ward Shoe

---

The Ward shoe features a wide cross over touch and close fastening.



# BESPOKE FOOTWEAR

---

Buchanan Orthotics is Scotland's only manufacturer of Made to Measure Orthopaedic footwear. Our footwear is manufactured at our factory on Helen Street, Glasgow, utilising the highest quality materials and made by a combination of both experienced technicians and modern technology.

Due to the bespoke nature of the footwear, any style or colour can be manufactured as long as it is clinically appropriate. For this reason, we do not have a catalogue to select styles, but we will often base them off the Steprite range. However, if there is a style you have in mind, this can often be accommodated.

Our made-to-measure footwear can be drafted, cast, or scanned. Measurement charts are available and can be sent directly to your clinic if requested. Once the bespoke last has been produced, direct repeats can easily be ordered.

Unless specified, our bespoke footwear will always be trial-fitted to ensure fit and comfort. This ensures the correct fit and that clinical objectives are being achieved.

## GENERAL INFORMATION

---

To ensure your custom footwear is tailored to your patients' exact needs, please consider the following:

### **Accurate Measurements:**

Have you provided all necessary measurements, including length, width, and any specific adjustments?

### **Pitch and Posture:**

Have you accounted for their unique foot pitch and posture? This will ensure optimal comfort and support.

### **Style and Material:**

Have you selected a style, colour, material, and fastening.

### **Custom Insoles:**

Do you require custom insoles for added comfort or support?

### **Boot Specifications:**

If ordering boots, please provide measurements for height and ankle circumference.

### **Toe Shape:**

Choose a toe shape that complements the style and foot structure.

### **Pair Matching:**

If ordering for different sized feet, please specify whether you'd like them to be identical in length or different sizes.

By carefully considering these factors, you can ensure that your custom footwear is a perfect fit, both in style and comfort.



# 60 YEARS EXPERIENCE

## ORDERING TIPS

---

1. Have all measurements been provided?
2. Has the Pitch of the footwear been considered?
3. Have you chosen an Appropriate Style / Colour / Material / Fastening?
4. If you are ordering boots, have you provided heights and ankle circumferences?
5. Are you requiring Insoles?
6. Remember to choose a Toe Shape!
7. Are the footwear to be the same length?

# LAST ADAPTIONS

## Rough Fit

Additional individual modifications after rough fit can be undertaken up to a maximum of 6mm, ie. instep, toe box, length etc., though not a combination of these.

Major Upper Modifications must be requested at the ordering stage.



### 1 Standard Toe Depth

Sizes 1-3: additional 10mm.  
Size 4 and upward: maximum 52mm in total.  
Profile last: max additional 6mm

#### Contour Toe Depth

All sizes: additional 6mm.

### 2 Bunion Pocket

Maximum 9mm in 3mm increments.  
Profile last: max 6mm in 3mm increments.

### 3 Maximum Additional Forepart Depth

Regular last: 10mm.  
Contour last: 6mm.  
Profile last: 6mm.

### 4 Maximum Additional Circumference

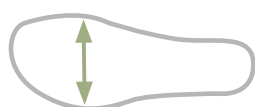
All sizes 50mm extra to catalogue.

### 5 Quarter Height

Can be lowered at the ankle.  
Give height from floor to base of ankle  
or specify quarter height.

### 6 Taylor Bunion (bunionette) Pocket

Maximum 6mm in 3mm increments.



## Joint Width

Where additional Joint Width above 9mm is required and unless otherwise advised, we recommend manufacturing footwear with bespoke soles and this will incur an extra charge.



### Standard Toe Shape



### Standard Toe Spring



The Standard last features a round toe shape and is available in standard, wide, slim, deep, or wide and deep. You can also choose between a narrower heel, shallower forepart, or both.

### Contour Toe Shape



### Contour Toe Spring



The Contour last has a squarer, wider toe shape with a decreased toe spring and heel height. The toe box is 3mm shallower. They come in standard, wide, and slim widths but are not available in deep or wide and deep options.

### Profile Toe Shape



### Profile Toe Spring

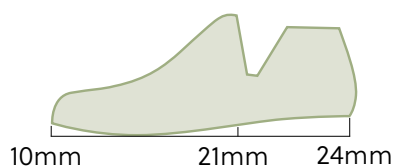


The Profile last features a pointed cosmetic toe shape with a decreased heel height and a lower-pitched heel. They have a flexible low-profile sole unit, a reduced waist circumference, and an instep placed proximally. The shoes are available in slim, standard, and wide widths.

### Curve Toe Shape



### Curve Toe Spring



The Curve last features a curved natural toe shape with a standard heel and toe spring. The Curve last comes in standard, wide, and slim widths but are not available in deep or wide and deep options.

### Flat Toe Shape



### Flat Toe Spring



The Flat last has minimal pitch and toe spring with a round toe shape. The Flat last comes in standard, wide, and slim widths but are not available in deep or wide and deep options.

### European conversion chart

	UK	EU
Ladies	3	36
	4	37
	5	38
	5½	39
	6½	40
	7	41
	8	42
	9	43
	9½	44
	10½	45
Gents	11	46
	11½	47
	12	48

## Ladies Regular Lasts

Features: Round toe, 2 x 3mm insoles & Footbed

Size	Heel Width	Joint Width	Joint Circum.	Instep Circum.	Toe Depth	Last Length
						

### Standard

1	57	85	217-235	201-219	24-33	223
2	58	88	224-242	208-226	25-34	231
3	60	90	230-248	214-232	26-35	239
4	61	93	237-255	221-239	26-35	248
5	63	95	243-261	227-245	27-36	257
6	64	98	250-268	234-252	28-37	265
7	66	100	256-274	240-258	29-38	274
8	67	103	263-281	247-265	29-38	282
9	69	105	269-287	253-271	30-39	291
10	70	108	276-294	260-278	31-40	300

### Wide

1	61	91	229-247	209-227	24-33	223
2	62	94	236-254	216-234	25-34	231
3	64	96	242-260	222-240	26-35	239
4	65	99	249-267	229-247	26-35	248
5	67	101	255-273	235-253	27-36	257
6	68	104	262-280	242-260	28-37	265
7	70	106	268-286	248-266	29-38	274
8	71	109	275-293	255-273	29-38	282
9	73	111	281-299	261-279	30-39	291
10	74	114	288-306	268-286	31-40	300

### Slim

1	53	78	205-223	193-212	24-33	223
2	54	82	212-230	200-218	25-34	231
3	56	84	218-236	206-224	26-35	239
4	57	87	225-243	213-231	26-35	248
5	59	89	231-249	219-237	27-36	257
6	60	92	238-256	226-244	28-37	265
7	62	94	244-262	232-250	29-38	274
8	63	97	251-269	239-257	29-38	282
9	65	99	257-275	245-263	30-39	291
10	66	102	264-282	252-270	31-40	300

### Deep

1	57	85	229-247	201-209	30-39	223
2	58	88	236-254	208-226	31-40	231
3	60	90	242-260	214-232	32-41	239
4	61	93	249-267	221-239	32-41	248
5	63	95	255-270	227-245	33-42	257
6	64	98	262-280	234-252	34-43	265
7	66	100	268-286	240-258	35-44	274
8	67	103	275-293	247-265	35-44	282
9	69	105	281-299	253-271	36-45	291
10	70	108	288-306	260-278	37-46	300

## Ladies Regular Lasts - continued

Features: Round toe, 2 x 3mm insoles & Footbed

Size	Heel Width	Joint Width	Joint Circum.	Instep Circum.	Toe Depth	Last Length
						

### Wide & Deep

1	61	91	241-259	209-227	30-39	223
2	62	94	248-266	216-234	31-40	231
3	64	96	254-272	222-240	32-41	239
4	65	99	261-279	229-247	32-41	248
5	67	101	267-285	235-253	33-42	257
6	68	104	274-292	242-260	34-43	265
7	70	106	280-298	248-266	35-44	274
8	71	109	287-305	255-273	35-44	282
9	73	111	293-311	261-279	36-45	291
10	74	114	300-318	268-286	37-46	300

### Donna

(Narrower Heel)

Size	Heel Width	Instep Circum.
		

#### Standard

2	54	198-217
3	56	204-223
4	57	211-230
5	59	217-236
6	60	224-243
7	62	230-249
8	63	237-256

#### Wide



2	58	206-225
3	60	212-231
4	61	219-238
5	63	225-244
6	64	232-251
7	66	238-257
8	67	245-264

#### Slim

2	50	190-209
3	52	196-215
4	53	203-222
5	55	209-228
6	56	216-235
7	58	222-241
8	59	229-248

### Diana

(Shallower Forepart)

Size	Joint Circum.	Toe Depth
		

#### Standard

2	214-233	21-30
3	220-239	22-31
4	227-246	22-31
5	233-252	23-32
6	240-259	24-33
7	246-265	25-34
8	253-272	25-34

#### Wide





2	226-245	21-30
3	232-251	22-31
4	239-258	22-31
5	245-264	23-32
6	252-271	24-33
7	258-277	25-34
8	265-284	25-34

#### Slim

2	202-221	21-30
3	208-227	22-31
4	215-234	22-31
5	221-240	23-32
6	228-247	24-33
7	234-253	25-34
8	241-260	25-34

### Denise

(Narrower Heel & Shallower Forepart)

Size	Heel Width	Joint Circum.	Instep Circum.	Toe Depth
				

#### Standard

2	54	214-233	198-217	21-30
3	56	220-239	204-223	22-31
4	57	227-246	211-230	22-31
5	59	233-252	217-236	23-32
6	60	240-259	224-243	24-33
7	62	246-265	230-249	25-34
8	63	253-272	237-256	25-34

#### Wide

2	58	226-245	206-225	21-30
3	60	232-251	212-231	22-31
4	61	239-258	219-238	22-31
5	63	245-264	225-244	23-32
6	64	252-271	232-251	24-33
7	66	258-277	238-257	25-34
8	67	265-284	245-264	25-34

#### Slim

2	50	202-221	190-209	21-30
3	52	208-227	196-215	22-31
4	53	215-234	203-222	22-31
5	55	221-240	209-228	23-32
6	56	228-247	216-235	24-33
7	58	234-253	222-241	25-34
8	59	241-260	229-248	25-34



## Profile Lasts Fitting Chart

Feat: 1 x 3mm insole with Microfibre top

Size	Joint Width	Joint Circum.	Instep Circum.	Toe Depth

### Standard Profile Last

1	86	215-225	200-210	24-30
2	88	220-230	205-215	25-31
3	90	225-235	210-220	26-32
4	92	230-240	215-225	27-33
5	94	235-245	220-230	28-34
6	96	240-250	225-235	29-35
7	98	245-255	230-240	30-36
8	100	250-260	235-245	31-37
9	102	255-265	240-250	32-38

### Wide Profile Last

1	91	222-232	203-213	24-30
2	93	227-237	208-218	25-31
3	95	232-242	213-223	26-32
4	97	237-247	218-228	27-33
5	99	242-252	223-233	28-34
6	101	247-257	228-238	29-35
7	103	252-262	233-243	30-36
8	105	257-267	238-248	31-37
9	105	261-271	243-253	32-38

### Slim Profile Last

1	81	201-211	194-204	24-30
2	83	206-216	199-209	25-31
3	85	211-221	204-214	26-32
4	87	216-226	209-219	27-33
5	89	221-231	214-224	28-34
6	91	226-236	219-229	29-35
7	93	231-241	224-234	30-36
8	95	236-246	229-239	31-37
9	97	241-251	234-244	32-38

## Flat Last - ladies

Features: 2 x 3mm insoles & Footbed

Size	Heel Width	Joint Width	Joint Circum.	Instep Circum.	Toe Depth	Last Length

### Standard

1	57	85	215-233	202-220	24-33	223
2	58	88	221-239	208-226	25-34	231
3	60	90	227-245	214-232	26-35	239
4	61	93	233-251	220-238	26-35	248
5	63	95	239-257	226-244	27-36	257
6	64	98	245-263	232-250	28-37	265
7	66	100	251-269	238-256	29-38	274
8	67	103	257-275	244-262	29-38	282

### Wide

1	61	92	227-245	218-236	24-33	223
2	62	95	233-251	224-242	25-34	231
3	63	98	239-257	230-248	26-35	239
4	64	101	245-263	236-254	26-35	248
5	65	103	251-269	242-260	27-36	257
6	66	105	257-275	248-266	28-37	265
7	67	107	263-281	254-272	29-38	274
8	68	109	269-287	260-278	29-38	282

### Slim

1	52	78	202-220	192-210	24-33	223
2	54	82	208-226	198-216	25-34	231
3	56	84	214-232	204-222	26-35	239
4	57	87	220-238	210-228	26-35	248
5	59	89	226-244	216-234	27-36	257
6	60	92	232-250	222-240	28-37	265
7	62	94	238-256	228-246	29-38	274
8	63	97	244-262	234-252	29-38	282

## Standard Boot Circumference at 125mm







Size	1	2	3	4	5	6	7	8	9	10	11	12	13	14
Leg (mm)	190	197	203	210	216	223	228	235	241	248	254	260	267	273



**Boot legs can be made to measure on a non-return basis.**

## Regular Contour Unisex Lasts

Features: 2 x 3mm insoles

Size	Heel Width	Joint Width	Joint Circum.	Instep Circum.	Toe Depth	Last Length
						

### Standard

1	55	85	212-224	206-218	24-30	222
2	57	87	218-230	212-224	25-31	230
3	59	89	224-235	218-230	26-32	238
4	61	92	230-242	224-236	26-32	247
5	63	94	237-249	231-243	27-33	256
6	65	95	243-255	237-249	28-34	265
7	67	97	249-261	243-255	29-35	274
8	68	100	255-267	250-262	30-36	282
9	70	102	260-272	256-268	31-37	291
10	71	105	267-279	262-274	31-37	300
11	73	107	273-285	268-280	33-39	309
12	75	110	280-292	275-287	34-40	318
13	76	112	291-303	283-295	35-41	326

### Wide



1	61	91	229-241	219-231	24-30	222
2	63	94	235-247	225-237	25-31	230
3	65	96	241-253	231-243	26-32	238
4	66	99	247-259	237-249	26-32	247
5	68	101	253-265	243-255	27-33	256
6	69	103	259-271	249-261	28-34	265
7	71	105	265-277	255-267	29-35	274
8	72	107	271-283	261-273	30-36	282
9	74	110	277-289	267-279	31-37	291
10	75	113	284-296	274-286	31-37	300
11	77	115	290-302	280-292	33-39	309
12	78	118	296-308	287-299	34-40	318
13	80	120	302-314	293-305	35-41	326

### Slim

1	53	79	204-216	199-211	24-30	222
2	54	82	210-222	205-217	25-31	230
3	56	85	216-228	211-223	26-32	238
4	57	87	222-234	217-229	26-32	247
5	59	89	228-240	223-235	27-33	256
6	60	92	234-246	229-241	28-34	265
7	62	94	240-252	235-247	29-35	274
8	63	97	246-258	241-253	30-36	282
9	65	99	252-264	247-259	31-37	291
10	66	102	258-270	253-265	31-37	300
11	68	105	264-276	259-271	33-39	309
12	70	107	270-282	265-276	34-40	318
13	71	109	276-288	271-283	35-41	326

## Albert/DonnaContour

(Narrower Heel)

Size	Heel Width	Instep Circum.
		

### Standard

1	51	203-215
2	53	210-222
3	55	216-228
4	57	221-233
5	59	227-239
6	61	232-244
7	63	237-249
8	64	242-254
9	66	248-260
10	67	255-267
11	69	262-274
12	71	268-280
13	72	273-285

### Wide

1	57	215-227
2	59	219-231
3	61	225-237
4	62	230-242
5	64	236-248
6	65	242-254
7	67	248-260
8	68	254-266
9	70	260-272
10	71	266-278
11	73	273-285
12	74	279-291
13	76	286-298







### Slim

1	49	193-205
2	50	199-211
3	52	206-218
4	53	212-224
5	55	218-230
6	56	224-236
7	58	230-242
8	59	236-248
9	61	242-254
10	62	248-260
11	64	254-266
12	66	260-272
13	67	266-279



## Curve Lasts\*

Features: Curved shape, 1 x 3mm insole with Microfibre top

Size	Heel Width	Joint Width	Joint Circum.	Instep Circum.	Toe Depth	Last Length
						

### Standard

1	55	82	214-220	224-230	22-25	220
2	56	85	219-225	231-237	22-25	228
3	58	87	226-232	237-243	23-26	237
4	59	90	232-238	224-250	24-27	245
5	61	92	239-245	250-256	24-27	254
6	63	95	245-251	257-263	25-28	262
7	64	97	251-257	263-269	25-28	270
8	66	100	258-264	270-276	26-29	279
9	67	102	264-270	276-282	26-29	287
10	69	105	270-276	283-289	27-30	296
11	70	107	277-283	289-295	27-30	304
12	72	110	283-289	296-302	28-31	313
13	73	112	290-296	302-308	28-31	321
14	75	115	296-302	309-315	29-32	330

### Wide

1	61	91	226-232	231-237	22-25	220
2	62	94	232-238	237-243	22-25	228
3	64	96	238-244	243-249	23-26	237
4	65	99	245-251	250-256	24-27	245
5	67	101	251-257	256-262	24-27	254
6	68	103	257-263	262-268	25-28	262
7	70	105	264-270	269-275	25-28	270
8	71	107	270-276	275-281	26-29	279
9	73	110	276-282	281-287	26-29	287
10	74	113	283-289	288-294	27-30	296
11	76	115	289-295	294-300	27-30	304
12	77	118	295-301	300-306	28-31	313
13	79	120	301-307	306-312	28-31	321
14	80	122	308-314	313-319	29-32	330

### Slim

1	52	77	201-207	206-212	22-25	220
2	53	79	207-213	212-218	22-25	228
3	55	82	214-220	219-225	23-26	237
4	56	84	220-226	225-231	24-27	245
5	58	87	227-233	231-237	24-27	254
6	59	89	233-239	237-243	25-28	262
7	61	92	239-245	244-250	25-28	270
8	62	94	246-252	250-256	26-29	279
9	64	97	252-258	256-262	26-29	287
10	65	99	258-264	263-269	27-30	296
11	67	101	265-271	269-275	27-30	304
12	68	103	271-277	275-281	28-31	313
13	70	106	277-283	282-288	28-31	321
14	71	108	284-290	288-294	29-32	330

\*The curve last is not available in deep or wide and deep options.

## Gents Regular Lasts

Features: Round toe, 2 x 3mm insoles & Footbed

Size	Heel Width	Joint Width	Joint Circum.	Instep Circum.	Toe Depth	Last Length
						

### Standard

4	62	91	231-249	221-239	31-40	246
5	64	93	237-255	227-245	31-40	254
6	65	96	244-262	234-252	32-41	263
7	67	98	250-268	240-258	33-42	271
8	68	101	257-275	247-265	33-42	279
9	70	103	263-281	253-271	34-43	288
10	71	106	270-288	260-278	35-44	296
11	73	108	276-294	266-284	35-44	305
12	74	111	283-301	273-291	36-45	314
13	76	113	289-307	279-297	37-46	322
14	77	116	296-314	286-304	37-46	331

### Wide







4	66	97	243-261	229-247	31-40	246
5	68	99	249-267	235-252	31-40	254
6	69	102	256-274	242-260	32-41	263
7	71	104	262-280	248-266	33-42	271
8	72	107	269-287	255-273	33-42	279
9	74	109	275-293	261-279	34-43	288
10	75	112	282-300	268-286	35-44	296
11	77	114	288-306	274-292	35-44	305
12	78	117	295-313	281-299	36-45	314
13	80	119	301-319	287-305	37-46	322
14	81	122	308-326	294-312	37-46	331

### Slim

4	58	85	219-237	213-231	31-40	246
5	60	87	225-243	219-237	31-40	254
6	61	90	232-250	226-244	32-41	263
7	63	92	238-256	232-250	33-42	271
8	64	95	245-263	239-257	33-42	279
9	66	97	251-269	245-263	34-43	288
10	67	100	258-276	252-270	35-44	296
11	69	102	264-282	258-276	35-44	305
12	70	105	271-289	265-283	36-45	314
13	72	107	277-295	271-289	37-46	322
14	73	110	284-302	278-296	37-46	331

## Gents Regular Lasts

Features: Round toe, 2 x 3mm insoles & Footbed

Size	Heel Width	Joint Width	Joint Circum.	Instep Circum.	Toe Depth	Last Length
						

### Deep

4	62	91	243-261	221-239	37-46	246
5	64	93	249-267	227-245	37-46	254
6	65	96	256-274	234-252	38-47	263
7	67	98	262-280	240-258	39-48	271
8	68	101	269-287	247-265	39-48	279
9	70	103	275-293	253-271	40-49	288
10	71	106	282-300	260-278	41-50	296
11	73	108	288-306	266-284	41-50	305
12	74	111	295-313	273-291	42-51	314
13	76	113	301-319	279-297	43-52	322
14	77	116	308-326	286-304	43-52	331

### Wide & Deep

4	66	97	255-273	229-247	37-46	246
5	68	99	261-279	235-253	37-46	254
6	69	102	268-286	242-260	38-47	263
7	71	104	274-292	248-266	39-48	271
8	72	107	281-299	255-273	39-48	279
9	74	109	287-305	261-279	40-49	288
10	75	112	294-312	268-286	41-50	296
11	77	114	300-318	274-292	41-50	305
12	78	117	307-325	281-299	42-51	314
13	80	119	313-331	287-305	43-52	322
14	81	122	320-338	294-312	43-52	331



## Albert

(Narrower Heel)

Size	Heel Width	Instep Circum.
		

Standard

4	58	211-230
5	60	217-236
6	61	224-243
7	63	230-249
8	64	237-256
9	66	243-262
10	67	250-269
11	69	256-275
12	70	263-282

Wide



4	62	219-238
5	64	225-244
6	65	232-251
7	67	238-257
8	68	245-264
9	70	251-270
10	71	258-277
11	73	264-283
12	74	271-290

Slim

4	54	203-222
5	56	209-228
6	57	216-235
7	59	222-241
8	60	229-248
9	62	235-254
10	63	242-261
11	65	248-267
12	66	255-274

## George

(Shallower Forepart)

Size	Joint Circum.	Toe Depth
		

Standard

4	221-240	27-36
5	227-246	27-36
6	234-253	28-37
7	240-259	29-38
8	247-266	29-38
9	253-272	30-39
10	260-279	31-40
11	266-285	31-40
12	273-292	32-41

Wide





4	233-252	27-36
5	239-258	27-36
6	246-265	28-37
7	252-271	29-38
8	259-278	29-38
9	265-284	30-39
10	272-291	31-40
11	278-297	31-40
12	285-304	32-41

Slim

4	209-228	27-36
5	215-234	27-36
6	222-241	28-37
7	228-247	29-38
8	235-254	29-38
9	241-260	30-39
10	248-267	31-40
11	254-273	31-40
12	261-280	32-41

## Richard

(Narrower Heel & Shallower Forepart)

Size	Heel Width	Joint Circum.	Instep Circum.	Toe Depth
				

Standard

4	58	221-240	211-230	27-36
5	60	227-246	217-236	27-36
6	61	234-253	224-243	28-37
7	63	240-259	230-249	29-38
8	64	247-266	237-256	29-38
9	66	253-272	243-262	30-39
10	67	260-279	250-269	31-40
11	69	266-285	256-275	31-40
12	70	273-292	263-282	32-41

Wide

4	62	233-252	219-236	27-36
5	64	239-258	225-244	27-36
6	65	246-265	232-251	28-37
7	67	252-271	238-257	29-38
8	68	259-278	245-264	29-38
9	70	265-284	251-270	30-39
10	71	272-291	258-277	31-40
11	73	278-297	264-283	31-40
12	74	285-304	271-290	32-41

Slim

4	54	209-228	203-222	27-36
5	56	215-234	209-228	27-36
6	57	222-241	216-235	28-37
7	59	228-247	222-241	29-38
8	60	235-254	229-248	29-38
9	62	241-260	235-254	30-39
10	63	248-267	242-261	31-40
11	65	254-273	248-267	31-40
12	66	261-280	255-274	32-41

## Gents Flat Lasts

Features: 2 x 3mm insoles & Footbed

Size	Heel Width	Joint Width	Joint Circum.	Instep Circum.	Toe Depth	Last Length
						

### Standard

4	62	91	234-252	224-242	31-40	246
5	64	93	240-258	230-248	31-40	254
6	65	96	246-264	236-254	32-41	263
7	67	98	252-270	242-260	33-42	271
8	68	101	258-276	248-266	33-42	279
9	70	103	264-282	254-272	34-43	288
10	71	106	270-288	260-278	35-44	296
11	73	108	276-294	266-284	35-44	305
12	74	111	282-300	272-290	36-45	314
13	76	113	288-306	278-296	37-46	322
14	77	116	294-312	284-302	37-46	331

### Slim

4	58	85	221-239	213-231	31-40	246
5	60	87	227-245	219-237	31-40	254
6	61	90	233-251	225-243	32-41	263
7	63	92	239-257	231-249	33-42	271
8	64	95	245-263	237-255	33-42	279
9	65	97	251-269	243-261	34-43	288
10	67	100	257-275	249-267	35-44	296
11	69	102	263-281	255-273	35-44	305
12	70	105	269-287	261-279	36-45	314
13	72	107	275-293	267-285	37-46	322
14	73	110	281-299	273-291	37-46	331

### Wide

4	66	97	234-252	224-242	31-40	246
5	68	99	240-258	230-248	31-40	254
6	69	102	246-264	236-254	32-41	263
7	71	104	252-270	242-260	33-42	271
8	72	107	258-276	248-266	33-42	279
9	74	109	264-282	254-272	34-43	288
10	75	112	270-288	260-278	35-44	296
11	77	114	276-294	266-284	35-44	305
12	78	117	282-300	272-290	36-45	314
13	80	119	288-306	278-296	37-46	322
14	81	122	294-312	284-302	37-46	331

### Standard Boot Circumference at 125mm

Size	1	2	3	4	5	6	7	8	9	10	11	12	13	14
Leg (mm)	190	197	203	210	216	223	228	235	241	248	254	260	267	273



**Boot legs can be made to measure on a non-return basis.**

## SOLES


---



### Std Micro sole

---

Gents and Ladies, lightweight EVA with a separate sole and heel.



### Stability Sole

---


Ladies only, EVA with all round flares for extra stability and finished in rubber.



### Own Sole

---

Gents only, hard wearing with separate sole and heel.



### Trainer Sole

---

Gents and ladies, through sole in EVA with a rubber finish.



### Profile

---

Ladies only, through sole with a rubber finish only for the profile last.



### Through Sole

---

Ladies only, through sole in EVA with a lightweight EVA finish.

## LININGS

---



Super Plush is supersoft and has antibacterial properties.



Leather linings are hard wearing.



Moleskin is soft to touch and often used in diabetic footwear.



Bambus has natural antibacterial properties available in light and dark.



Polycotton is our standard lining and is available in both dark and natural.



# COLOURS

Softie Leather	Black	Soft Grain Black	Light Brown	Brown	Dark Brown	Soft Grain Brown	Tan	Soft Grain Tan	
	Burgundy	Tosca	Purple	Navy	Bell Blue	Jeans	Light Blue	Dove Grey	Grey
	Sage	Mint	Taupe	Camel	Light Beige	Bone	Lilac Smoke	Pink	White
Calf	Black	Dark Brown	Brown	Navy	Tan	Taupe	Grey	Burgundy	Cherry Red
Suede	Black	Brown	Dark Brown	Tan	Navy	Taupe	Grey	Desert Sand	
	Burgundy	Purple	Sage	Camel	Light Beige	Pink			
Nubuck	Black	Brown	Navy	Burgundy	Taupe	Grey	Grey Croc		
Heavy Grain	Black	Brown	Country Cow	Tan	Brown	Micro Calf	Black	Brown	
Stretch Leather	Black	Brown	Navy	Taupe	Leopard Skin	Metallic	Bark		
Neoprene	Black	Brown	Navy	Burgundy	Mesh	Black Mesh	Navy Mesh	Grey Mesh	
Nappa for Soft Collars	Black	Brown	Light Grey	Ivory		Silver Mesh	Pink Mesh		

# TERMS AND CONDITIONS

---

## Modular Footwear Conditions of Sale

Available at no extra cost

- Half Sizes
- Touch & Close Fastening
- Trial Fitting Service (Trial footwear not returned within 60 days will be charged to the rough fit stage.)

## Stock Footwear

If stock footwear is requested to the trial fit stage, it will then be classed as modular footwear

## Despatch

Modular footwear will be despatched within seven to ten working days. Shoes requiring adaptations will be despatched within ten to fifteen working days.

As an orthotic company, we know the importance of meeting our delivery dates and always strive to improve. On occasion, circumstances beyond our control may result in a slight delay, and our customer support team will contact you with a revised despatch date should a delay occur.

## Payment

Payment is due thirty days from the invoice date if account facilities are established.

## Returns

All shoe styles on regular lasts without adaptations/modifications are returnable for credit or exchange if returned within two months in original packaging and in full resaleable condition.

Boot styles are subject to a 30% handling charge.

Split sizes or fittings are non-returnable.

Any footwear requested with a through sole will not be returnable unless the through sole is standard for that type of footwear.

## Ownership of Goods

The footwear shall remain the absolute property of Buchanan Orthotics Limited, until such time as the customer shall have paid the agreed price in full.

## Colours

Our colour swatches shown here may vary from the actual shades due to the limitations of the printing processes.

## ORDER FORMS

---

[Digitally Fillable](#)



[Printable](#)





**Buchanan Orthotics**

603 Helen Street, Glasgow, G51 3AR

[www.buchananorthotics.co.uk](http://www.buchananorthotics.co.uk)

[orders@buchananorthotics.co.uk](mailto:orders@buchananorthotics.co.uk)

**0141 440 1999**

**Opening hours:**

Monday-Thursday:

9am-5pm

Friday:

9am-4pm

