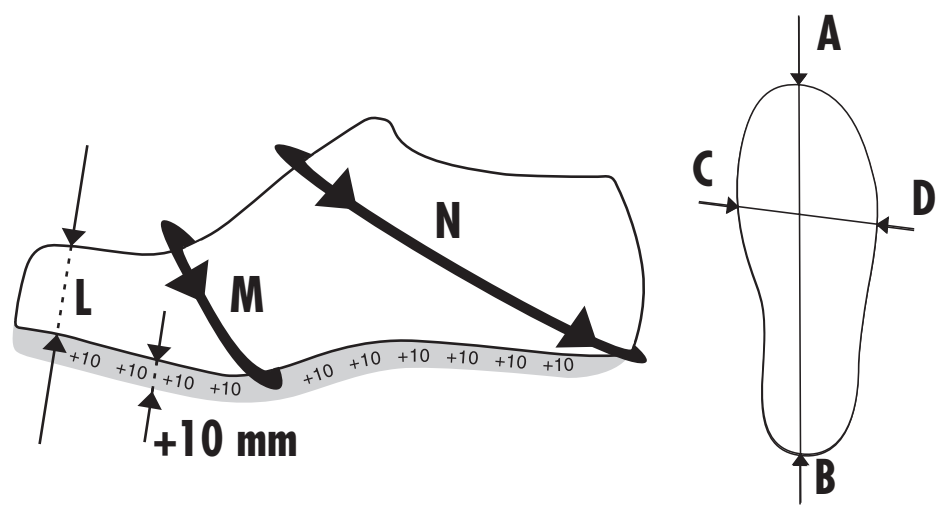




Last Dimensions Ladie´s-Model

Size	Model	Last Length A-B (cm)	Ball of Foot M (cm)	Heel N (cm)	Toe Height L (cm)	Ball Width C-D (cm)	Size	Model	Last Length A-B (cm)	Ball of Foot M (cm)	Heel N (cm)	Toe Height L (cm)	Ball Width C-D (cm)
34	LucRo S	22,90	22,40	31,20	3,10	8,90	40	LucRo S	27,10	25,40	35,60	3,40	9,60
	LucRo M	22,90	23,50	32,60	3,15	9,00		LucRo M	27,10	26,50	37,20	3,45	9,70
	LucRo W	22,90	24,10	33,10	3,20	9,00		LucRo W	27,10	27,10	37,70	3,50	9,70
	PLUS 10	22,90	25,10	34,20	4,15	9,00		PLUS 10	27,10	28,10	38,80	4,45	9,70
	Sandals	22,60	22,90	32,30	3,15	9,00		Sandals	26,50	25,90	36,90	3,45	9,70
35	LucRo S	23,60	22,90	32,00	3,15	9,00	41	LucRo S	27,80	25,90	36,30	3,45	9,75
	LucRo M	23,60	24,00	33,40	3,20	9,10		LucRo M	27,80	27,00	37,90	3,50	9,85
	LucRo W	23,60	24,60	33,90	3,25	9,10		LucRo W	27,80	27,60	38,40	3,55	9,85
	PLUS 10	23,60	25,60	35,00	4,20	9,10		PLUS 10	27,80	28,60	39,50	4,50	9,85
	Sandals	23,20	23,40	33,10	3,20	9,10		Sandals	27,20	26,40	37,60	3,50	9,85
36	LucRo S	24,30	23,40	32,80	3,20	9,10	42	LucRo S	28,50	26,40	37,00	3,50	9,90
	LucRo M	24,30	24,50	34,20	3,25	9,20		LucRo M	28,50	27,50	38,60	3,55	10,00
	LucRo W	24,30	25,10	34,70	3,30	9,20		LucRo W	28,50	28,10	39,10	3,60	10,00
	PLUS 10	24,30	26,10	35,80	4,25	9,20		PLUS 10	28,50	29,10	40,20	4,55	10,00
	Sandals	23,80	23,90	33,90	3,25	9,20		Sandals	27,90	26,90	38,20	3,55	10,00
37	LucRo S	25,00	23,90	33,50	3,25	9,20	43	LucRo S	29,20	26,90	37,70	3,55	10,05
	LucRo M	25,00	25,00	35,00	3,30	9,30		LucRo M	29,20	28,00	39,30	3,60	10,15
	LucRo W	25,00	25,60	35,50	3,35	9,30		LucRo W	29,20	28,60	39,80	3,65	10,15
	PLUS 10	25,00	26,60	36,60	4,30	9,30		PLUS 10	29,20	29,60	40,90	4,60	10,15
	Sandals	24,40	24,40	34,70	3,30	9,30		Sandals	28,60	27,40	38,80	3,60	10,15
38	LucRo S	25,70	24,40	34,20	3,30	9,30	44	LucRo S	29,80	27,40	38,30	3,60	10,20
	LucRo M	25,70	25,50	35,80	3,35	9,40		LucRo M	29,80	28,50	39,90	3,65	10,30
	LucRo W	25,70	26,10	36,30	3,40	9,40		LucRo W	29,80	29,10	40,40	3,70	10,30
	PLUS 10	25,70	27,10	37,40	4,35	9,40		PLUS 10	29,80	30,10	41,50	4,65	10,30
	Sandals	25,10	24,90	35,50	3,35	9,40		Sandals	29,20	27,70	39,40	3,65	10,30
39	LucRo S	26,40	24,90	34,90	3,35	9,45	45	LucRo S	30,40	27,90	38,90	3,65	10,35
	LucRo M	26,40	26,00	36,50	3,40	9,55		LucRo M	30,40	29,00	40,50	3,70	10,45
	LucRo W	26,40	26,60	37,00	3,45	9,55		LucRo W	30,40	29,60	41,00	3,75	10,45
	PLUS 10	26,40	27,60	38,10	4,40	9,55		PLUS 10	30,40	30,60	42,10	4,70	10,45
	Sandals	25,80	25,40	36,20	3,40	9,55		Sandals	29,80	28,20	40,00	3,70	10,45

Plus 10 (+10 mm):
 The shaft extension in particular (+10 mm) allows diabetes-adapted footbeds to be incorporated into selected models!

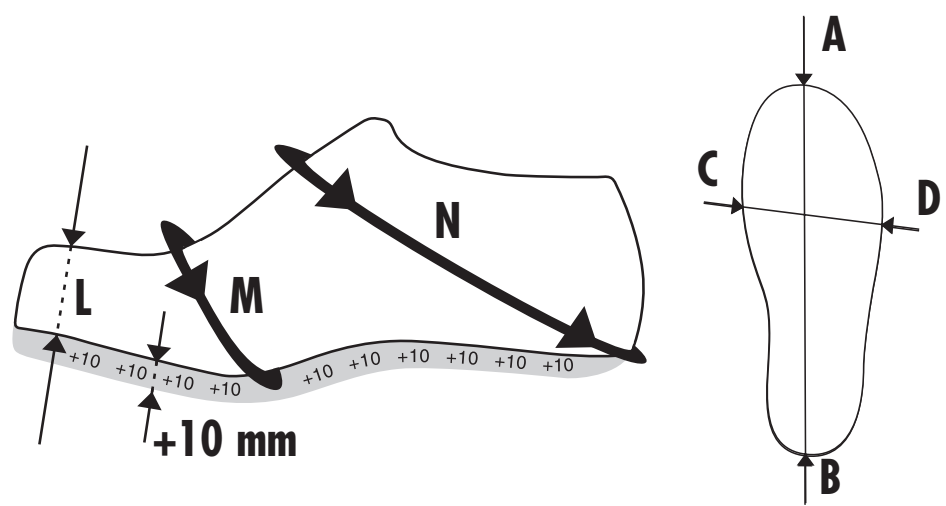




Last Dimensions Ladie´s-Model

Size	Model	Last Length A-B (cm)	Ball of Foot M (cm)	Heel N (cm)	Toe Height L (cm)	Ball Width C-D (cm)	Size	Model	Last Length A-B (cm)	Ball of Foot M (cm)	Heel N (cm)	Toe Height L (cm)	Ball Width C-D (cm)
34	LucRo S	22,90	21,80	29,20	3,10	8,40	40	LucRo S	27,10	24,80	33,60	3,40	9,10
	LucRo M	22,90	22,90	30,60	3,15	8,50		LucRo M	27,10	25,90	35,20	3,45	9,20
	LucRo W	22,90	23,50	31,10	3,20	8,50		LucRo W	27,10	26,50	35,70	3,50	9,20
	PLUS 10	22,90	24,50	32,20	4,15	8,50		PLUS 10	27,10	27,50	36,80	4,45	9,20
	Sandals	22,20	22,30	30,30	3,15	8,40		Sandals	26,40	25,30	34,90	3,45	9,05
35	LucRo S	23,60	22,30	30,00	3,15	8,50	41	LucRo S	27,80	25,30	34,30	3,45	9,25
	LucRo M	23,60	23,40	31,40	3,20	8,60		LucRo M	27,80	26,40	35,90	3,50	9,35
	LucRo W	23,60	24,00	31,90	3,25	8,60		LucRo W	27,80	27,00	36,40	3,55	9,35
	PLUS 10	23,60	25,00	33,00	4,20	8,60		PLUS 10	27,80	28,00	37,50	4,50	9,35
	Sandals	22,90	22,80	31,10	3,20	8,50		Sandals	27,10	25,80	35,60	3,50	9,20
36	LucRo S	24,30	22,80	30,80	3,20	8,60	42	LucRo S	28,50	25,80	35,00	3,50	9,40
	LucRo M	24,30	23,90	32,20	3,25	8,70		LucRo M	28,50	26,90	36,60	3,55	9,50
	LucRo W	24,30	24,50	32,70	3,30	8,70		LucRo W	28,50	27,50	37,10	3,60	9,50
	PLUS 10	24,30	25,50	33,80	4,25	8,70		PLUS 10	28,50	28,50	38,20	4,55	9,50
	Sandals	23,60	23,30	31,90	3,25	8,60		Sandals	27,80	26,30	36,20	3,55	9,35
37	LucRo S	25,00	23,30	31,50	3,25	8,70	43	LucRo S	29,20	26,30	35,70	3,55	9,55
	LucRo M	25,00	24,40	33,00	3,30	8,80		LucRo M	29,20	27,40	37,30	3,60	9,65
	LucRo W	25,00	25,00	33,50	3,35	8,80		LucRo W	29,20	28,00	37,80	3,65	9,65
	PLUS 10	25,00	26,00	34,60	4,30	8,80		PLUS 10	29,20	29,00	38,90	4,60	9,65
	Sandals	24,30	23,80	32,70	3,30	8,70		Sandals	28,50	26,80	36,80	3,60	9,50
38	LucRo S	25,70	23,80	32,20	3,30	8,80	44	LucRo S	29,90	26,80	36,40	3,60	9,70
	LucRo M	25,70	24,90	33,80	3,35	8,90		LucRo M	29,90	27,90	38,00	3,65	9,80
	LucRo W	25,70	25,50	34,30	3,40	8,90		LucRo W	29,90	28,50	38,50	3,70	9,80
	PLUS 10	25,70	26,50	35,40	4,35	8,90		PLUS 10	29,90	29,50	39,60	4,65	9,80
	Sandals	25,00	24,30	33,50	3,35	8,80		Sandals	29,20	27,30	37,50	3,65	9,65
39	LucRo S	26,40	24,30	32,90	3,35	8,95	45	LucRo S	30,60	27,30	37,10	3,65	9,85
	LucRo M	26,40	25,40	34,50	3,40	9,05		LucRo M	30,60	28,40	38,70	3,70	9,95
	LucRo W	26,40	26,00	35,00	3,45	9,05		LucRo W	30,60	29,00	39,20	3,75	9,95
	PLUS 10	26,40	27,00	36,10	4,40	9,05		PLUS 10	30,60	30,00	40,30	4,70	9,95
	Sandals	25,70	24,80	34,20	3,40	8,90		Sandals	29,90	27,80	38,20	3,70	9,80

Plus 10 (+10 mm):
The shaft extension in particular (+10 mm) allows diabetes-adapted footbeds to be incorporated into selected models!

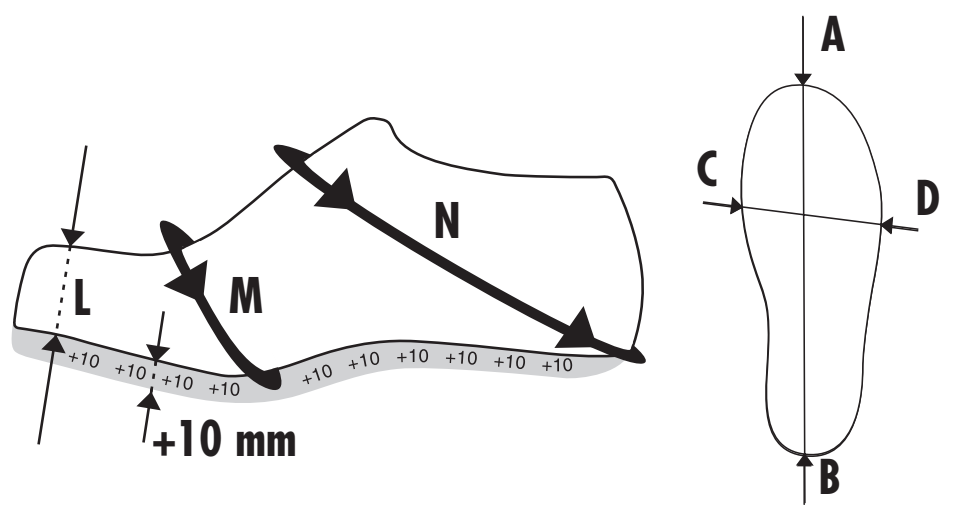




Last Dimensions Ladie´s-Model

Size	Model	Last Length A-B (cm)	Ball of Foot M (cm)	Heel N (cm)	Toe Height L (cm)	Ball Width C-D (cm)	Size	Model	Last Length A-B (cm)	Ball of Foot M (cm)	Heel N (cm)	Toe Height L (cm)	Ball Width C-D (cm)
36	LucRo S	24,30	23,10	31,10	3,30	8,90	40	LucRo S	27,10	25,10	33,90	3,50	9,40
	LucRo M	24,30	24,20	31,80	3,35	8,90		LucRo M	27,10	26,20	34,60	3,55	9,40
	LucRo W	24,30	24,80	32,60	3,40	8,90		LucRo W	27,10	26,80	35,40	3,60	9,40
	PLUS 10	24,30	25,80	33,40	4,35	8,90		PLUS 10	27,10	27,80	36,20	4,55	9,40
37	LucRo S	25,00	23,60	31,80	3,35	9,00	41	LucRo S	27,80	25,60	34,60	3,55	9,55
	LucRo M	25,00	24,70	32,50	3,40	9,00		LucRo M	27,80	26,70	35,30	3,60	9,55
	LucRo W	25,00	25,30	33,30	3,45	9,00		LucRo W	27,80	27,30	36,10	3,65	9,55
	PLUS 10	25,00	26,30	34,10	4,40	9,00		PLUS 10	27,80	28,30	36,90	4,60	9,55
38	LucRo S	25,70	24,10	32,50	3,40	9,10	42	LucRo S	28,50	26,10	35,30	3,60	9,70
	LucRo M	25,70	25,20	33,20	3,45	9,10		LucRo M	28,50	27,20	36,00	3,65	9,70
	LucRo W	25,70	25,80	34,00	3,50	9,10		LucRo W	28,50	27,80	36,80	3,70	9,70
	PLUS 10	25,70	26,80	34,80	4,45	9,10		PLUS 10	28,50	28,80	37,60	4,65	9,70
39	LucRo S	26,40	24,60	33,20	3,45	9,25	43	LucRo S	29,20	26,60	36,00	3,65	9,85
	LucRo M	26,40	25,70	33,90	3,50	9,25		LucRo M	29,20	27,70	36,70	3,70	9,85
	LucRo W	26,40	26,30	34,70	3,55	9,25		LucRo W	29,20	28,30	37,50	3,75	9,85
	PLUS 10	26,40	27,30	35,50	4,50	9,25		PLUS 10	29,20	29,30	38,30	4,70	9,85

Plus 10 (+10 mm):
 The shaft extension in particular (+10 mm) allows diabetes-adapted footbeds to be incorporated into selected models!

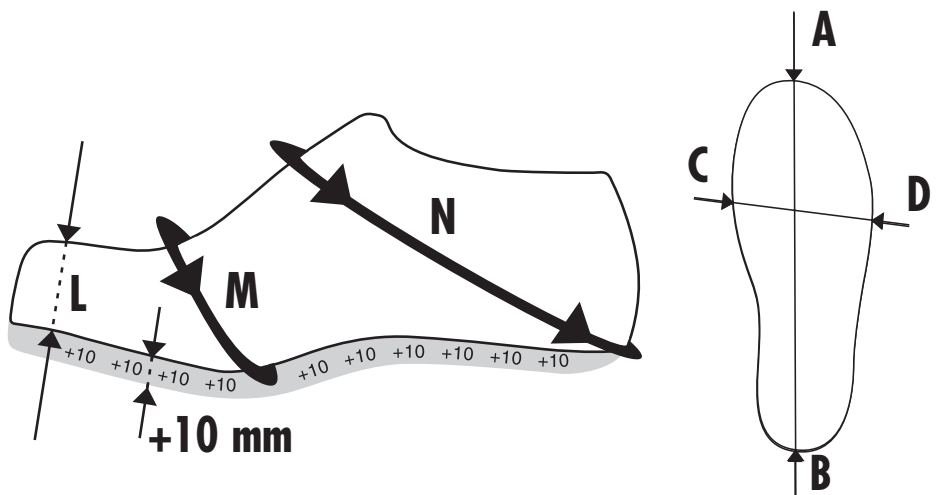




Last Dimensions Ladie´s-Model

Size	Model	Last Length A-B (cm)	Ball of Foot M (cm)	Heel N (cm)	Toe Height L (cm)	Ball Width C-D (cm)	Size	Model	Last Length A-B (cm)	Ball of Foot M (cm)	Heel N (cm)	Toe Height L (cm)	Ball Width C-D (cm)
34	LucRo S	22,90	23,10	31,70	3,30	9,20	40	LucRo S	27,10	26,10	36,10	3,60	9,90
	LucRo M	22,90	23,85	33,10	3,35	9,20		LucRo M	27,10	26,85	37,70	3,65	9,90
	LucRo W	22,90	24,60	33,60	3,40	9,20		LucRo W	27,10	27,60	38,20	3,70	9,90
	PLUS 10	22,90	25,65	34,70	4,35	9,20		PLUS 10	27,10	28,65	39,30	4,65	9,90
35	LucRo S	23,60	23,60	32,50	3,35	9,30	41	LucRo S	27,80	26,60	36,80	3,65	10,05
	LucRo M	23,60	24,35	33,90	3,40	9,30		LucRo M	27,80	27,35	38,40	3,70	10,05
	LucRo W	23,60	25,10	34,40	3,45	9,30		LucRo W	27,80	28,10	38,90	3,75	10,05
	PLUS 10	23,60	26,15	35,50	4,40	9,30		PLUS 10	27,80	29,15	40,00	4,70	10,05
36	LucRo S	24,30	24,10	33,30	3,40	9,40	42	LucRo S	28,50	27,10	37,50	3,70	10,20
	LucRo M	24,30	24,85	34,70	3,45	9,40		LucRo M	28,50	27,85	39,10	3,75	10,20
	LucRo W	24,30	25,60	35,20	3,50	9,40		LucRo W	28,50	28,60	39,60	3,80	10,20
	PLUS 10	24,30	26,65	36,30	4,45	9,40		PLUS 10	28,50	29,65	40,70	4,75	10,20
37	LucRo S	25,00	24,60	34,00	3,45	9,50	43	LucRo S	29,20	27,60	38,20	3,75	10,35
	LucRo M	25,00	25,35	35,50	3,50	9,50		LucRo M	29,20	28,35	39,80	3,80	10,35
	LucRo W	25,00	26,10	36,00	3,55	9,50		LucRo W	29,20	29,10	40,30	3,85	10,35
	PLUS 10	25,00	27,15	37,10	4,50	9,50		PLUS 10	29,20	30,15	41,40	4,80	10,35
38	LucRo S	25,70	25,10	34,70	3,50	9,60	44	LucRo S	29,90	28,10	38,80	3,80	10,50
	LucRo M	25,70	25,85	36,30	3,55	9,60		LucRo M	29,90	28,85	40,40	3,85	10,50
	LucRo W	25,70	26,60	36,80	3,60	9,60		LucRo W	29,90	29,60	40,90	3,90	10,50
	PLUS 10	25,70	27,65	37,90	4,55	9,60		PLUS 10	29,90	30,65	42,00	4,85	10,50
39	LucRo S	26,40	25,60	35,40	3,55	9,75	45	LucRo S	30,60	28,60	39,40	3,85	10,65
	LucRo M	26,40	26,35	37,00	3,60	9,75		LucRo M	30,60	29,35	41,00	3,90	10,65
	LucRo W	26,40	27,10	37,50	3,65	9,75		LucRo W	30,60	30,10	41,50	3,95	10,65
	PLUS 10	26,40	28,15	38,60	4,60	9,75		PLUS 10	30,60	31,15	42,60	4,90	10,65

Plus 10 (+10 mm):
 The shaft extension in particular (+10 mm) allows diabetes-adapted footbeds to be incorporated into selected models!

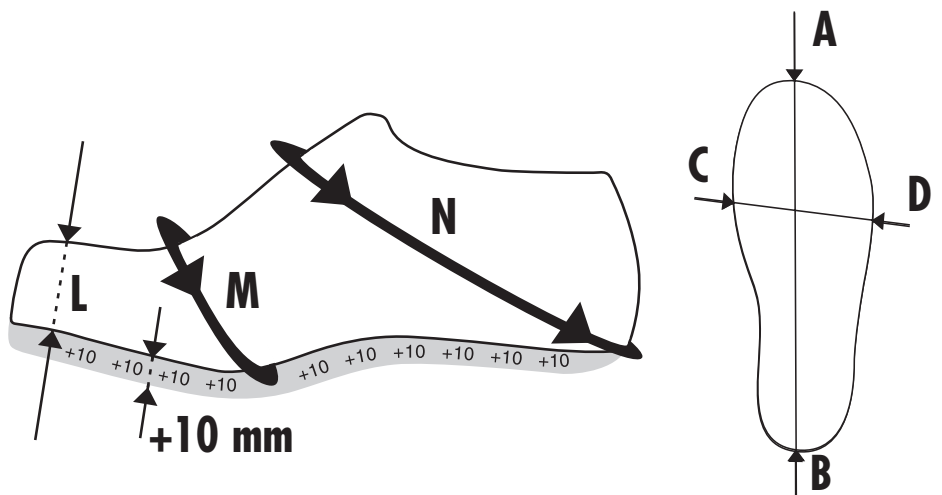




Last Dimensions Men's-Model

Size	Model	Last Length A-B (cm)	Ball of Foot M (cm)	Heel N (cm)	Toe Height L (cm)	Ball Width C-D (cm)	Size	Model	Last Length A-B (cm)	Ball of Foot M (cm)	Heel N (cm)	Toe Height L (cm)	Ball Width C-D (cm)
37	LucRo S	25,00	24,30	34,50	3,40	9,40	44	LucRo S	29,80	27,80	40,10	3,75	10,60
	LucRo M	25,00	25,40	35,60	3,45	9,60		LucRo M	29,80	28,90	41,20	3,80	10,80
	LucRo W	25,00	26,00	36,10	3,50	9,60		LucRo W	29,80	29,50	41,70	3,85	10,80
	PLUS 10	25,00	27,00	37,20	4,45	9,60		PLUS 10	29,80	30,50	42,80	4,80	10,80
	Sandals	24,40	24,90	35,10	3,45	9,60		Sandals	29,20	28,40	40,70	3,80	10,80
38	LucRo S	25,70	24,80	35,30	3,45	9,50	45	LucRo S	30,40	28,30	40,90	3,80	10,75
	LucRo M	25,70	25,90	36,40	3,50	9,70		LucRo M	30,40	29,40	42,00	3,85	10,95
	LucRo W	25,70	26,50	36,90	3,55	9,70		LucRo W	30,40	30,00	42,50	3,90	10,95
	PLUS 10	25,70	27,50	38,00	4,50	9,70		PLUS 10	30,40	31,00	43,60	4,85	10,95
	Sandals	25,10	25,40	35,90	3,50	9,70		Sandals	29,80	28,90	41,50	3,85	10,95
39	LucRo S	26,40	25,30	36,10	3,50	9,65	46	LucRo S	31,10	28,80	41,70	3,85	10,90
	LucRo M	26,40	26,40	37,20	3,55	9,85		LucRo M	31,10	29,90	42,80	3,90	11,10
	LucRo W	26,40	27,00	37,70	3,60	9,85		LucRo W	31,10	30,50	43,30	3,95	11,10
	PLUS 10	26,40	28,00	38,80	4,55	9,85		PLUS 10	31,10	31,50	44,40	4,90	11,10
	Sandals	25,80	25,90	36,70	3,55	9,85		Sandals	30,50	29,40	42,30	3,90	11,10
40	LucRo S	27,10	25,80	36,90	3,55	9,85	47	LucRo S	31,80	29,30	42,50	3,90	11,05
	LucRo M	27,10	26,90	38,00	3,60	10,05		LucRo M	31,80	30,40	43,60	3,95	11,25
	LucRo W	27,10	27,50	38,50	3,65	10,05		LucRo W	31,80	31,00	44,10	4,00	11,25
	PLUS 10	27,10	28,50	39,60	4,60	10,05		PLUS 10	31,80	32,00	45,20	4,95	11,25
	Sandals	26,50	26,40	37,50	3,60	10,05		Sandals	31,10	29,90	43,10	3,95	11,25
41	LucRo S	27,80	26,30	37,70	3,60	10,05	48	LucRo S	32,40	29,80	43,30	3,95	11,20
	LucRo M	27,80	27,40	38,80	3,65	10,25		LucRo M	32,40	30,90	44,40	4,00	11,40
	LucRo W	27,80	28,00	39,30	3,70	10,25		LucRo W	32,40	31,50	44,90	4,05	11,40
	PLUS 10	27,80	29,00	40,40	4,65	10,25		PLUS 10	32,40	32,50	46,00	5,00	11,40
	Sandals	27,20	26,90	38,30	3,65	10,25		Sandals	31,70	30,40	43,90	4,00	11,40
42	LucRo S	28,50	26,80	38,50	3,65	10,25	49	LucRo S	33,00	30,30	44,10	4,00	11,35
	LucRo M	28,50	27,90	39,60	3,70	10,45		LucRo M	33,00	31,40	45,20	4,05	11,55
	LucRo W	28,50	28,50	40,10	3,75	10,45		LucRo W	33,00	32,00	45,70	4,10	11,55
	PLUS 10	28,50	29,50	41,20	4,70	10,45		PLUS 10	33,00	33,00	46,80	5,05	11,55
	Sandals	27,90	27,40	39,10	3,70	10,45		Sandals	32,30	30,90	44,70	4,05	11,55
43	LucRo S	29,20	27,30	39,30	3,70	10,45	50	LucRo S	33,60	30,80	44,90	4,05	11,50
	LucRo M	29,20	28,40	40,40	3,75	10,65		LucRo M	33,60	31,90	46,00	4,10	11,70
	LucRo W	29,20	29,00	40,90	3,80	10,65		LucRo W	33,60	32,50	46,50	4,15	11,70
	PLUS 10	29,20	30,00	42,00	4,75	10,65		PLUS 10	33,60	33,50	47,60	5,10	11,70
	Sandals	28,60	27,90	39,90	3,75	10,65		Sandals	32,90	31,40	45,50	4,10	11,70

Plus 10 (+10 mm):
 The shaft extension in particular (+10 mm) allows diabetes-adapted footbeds to be incorporated into selected models!

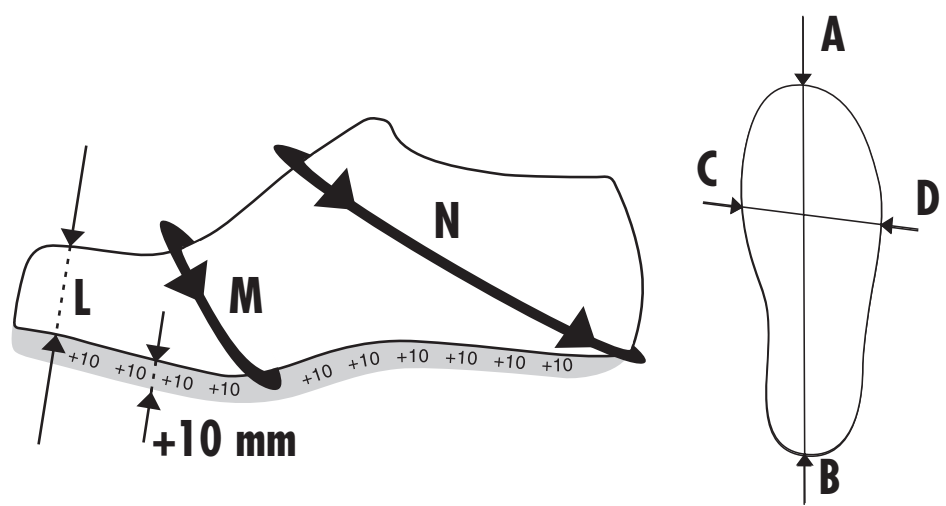




Last Dimensions Men's-Model

Size	Model	Last Length A-B (cm)	Ball of Foot M (cm)	Heel N (cm)	Toe Height L (cm)	Ball Width C-D (cm)	Size	Model	Last Length A-B (cm)	Ball of Foot M (cm)	Heel N (cm)	Toe Height L (cm)	Ball Width C-D (cm)
37	LucRo S	25,00	23,30	32,50	2,90	9,20	44	LucRo S	29,80	26,80	38,10	3,25	10,40
	LucRo M	25,00	24,40	33,60	2,95	9,40		LucRo M	29,80	27,90	39,20	3,30	10,60
	LucRo W	25,00	25,00	34,10	3,00	9,40		LucRo W	29,80	28,50	39,70	3,35	10,60
	PLUS 10	25,00	26,00	35,20	3,95	9,40		PLUS 10	29,80	29,50	40,80	4,30	10,60
	Sandals	24,30	23,90	33,10	2,95	9,30		Sandals	29,20	27,40	38,70	3,30	10,45
38	LucRo S	25,70	23,80	33,30	2,95	9,30	45	LucRo S	30,40	27,30	38,90	3,30	10,55
	LucRo M	25,70	24,90	34,40	3,00	9,50		LucRo M	30,40	28,40	40,00	3,35	10,75
	LucRo W	25,70	25,50	34,90	3,05	9,50		LucRo W	30,40	29,00	40,50	3,40	10,75
	PLUS 10	25,70	26,50	36,00	4,00	9,50		PLUS 10	30,40	30,00	41,60	4,35	10,75
	Sandals	25,00	24,40	33,90	3,00	9,40		Sandals	29,80	27,90	39,50	3,35	10,60
39	LucRo S	26,40	24,30	34,10	3,00	9,45	46	LucRo S	31,10	27,80	39,70	3,35	10,70
	LucRo M	26,40	25,40	35,20	3,05	9,65		LucRo M	31,10	28,90	40,80	3,40	10,90
	LucRo W	26,40	26,00	35,70	3,10	9,65		LucRo W	31,10	29,50	41,30	3,45	10,90
	PLUS 10	26,40	27,00	36,80	4,05	9,65		PLUS 10	31,10	30,50	42,40	4,40	10,90
	Sandals	25,70	24,90	34,70	3,05	9,50		Sandals	30,40	28,40	40,30	3,40	10,75
40	LucRo S	27,10	24,80	34,90	3,05	9,65	47	LucRo S	31,80	28,30	40,50	3,40	10,85
	LucRo M	27,10	25,90	36,00	3,10	9,85		LucRo M	31,80	29,40	41,60	3,45	11,05
	LucRo W	27,10	26,50	36,50	3,15	9,85		LucRo W	31,80	30,00	42,10	3,50	11,05
	PLUS 10	27,10	27,50	37,60	4,10	9,85		PLUS 10	31,80	31,00	43,20	4,45	11,05
	Sandals	26,40	25,40	35,50	3,10	9,65		Sandals	31,10	28,90	41,10	3,45	10,90
41	LucRo S	27,80	25,30	35,70	3,10	9,85	48	LucRo S	32,40	28,80	41,30	3,45	11,00
	LucRo M	27,80	26,40	36,80	3,15	10,05		LucRo M	32,40	29,90	42,40	3,50	11,20
	LucRo W	27,80	27,00	37,30	3,20	10,05		LucRo W	32,40	30,50	42,90	3,55	11,20
	PLUS 10	27,80	28,00	38,40	4,15	10,05		PLUS 10	32,40	31,50	44,00	4,50	11,20
	Sandals	27,10	25,90	36,30	3,15	9,85		Sandals	31,70	29,40	41,90	3,50	11,05
42	LucRo S	28,50	25,80	36,50	3,15	10,05	49	LucRo S	33,00	29,30	42,10	3,50	11,15
	LucRo M	28,50	26,90	37,60	3,20	10,25		LucRo M	33,00	30,40	43,20	3,55	11,35
	LucRo W	28,50	27,50	38,10	3,25	10,25		LucRo W	33,00	31,00	43,70	3,60	11,35
	PLUS 10	28,50	28,50	39,20	4,20	10,25		PLUS 10	33,00	32,00	44,80	4,55	11,35
	Sandals	27,80	26,40	37,10	3,20	10,05		Sandals	32,30	29,90	42,70	3,55	11,20
43	LucRo S	29,20	26,30	37,30	3,20	10,25	50	LucRo S	33,60	29,80	42,90	3,55	11,30
	LucRo M	29,20	27,40	38,40	3,25	10,45		LucRo M	33,60	30,90	44,00	3,60	11,50
	LucRo W	29,20	28,00	38,90	3,30	10,45		LucRo W	33,60	31,50	44,50	3,65	11,50
	PLUS 10	29,20	29,00	40,00	4,25	10,45		PLUS 10	33,60	32,50	45,60	4,60	11,50
	Sandals	28,50	26,90	37,60	3,25	10,25		Sandals	32,90	30,40	43,50	3,60	11,35

Plus 10 (+10 mm):
The shaft extension in particular (+10 mm) allows diabetes-adapted footbeds to be incorporated into selected models!

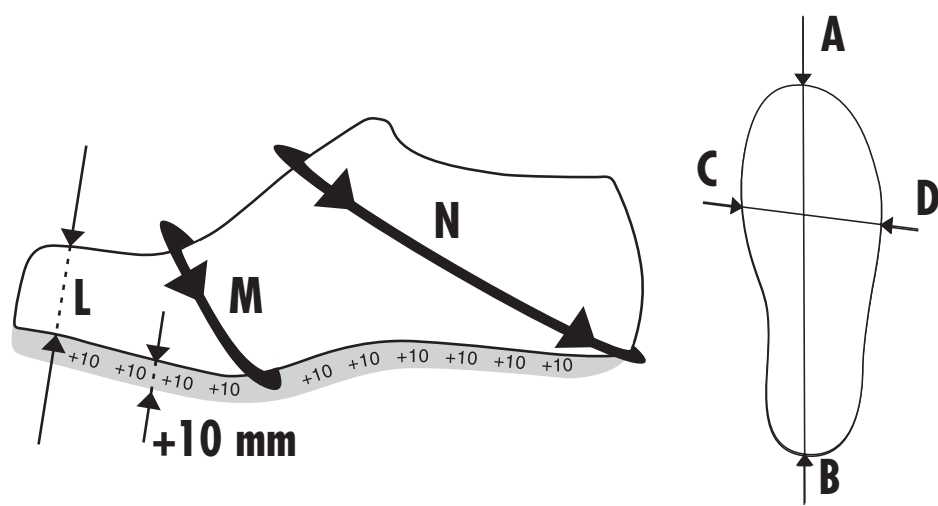




Last Dimensions Men's-Model

Size	Model	Last Length A-B (cm)	Ball of Foot M (cm)	Heel N (cm)	Toe Height L (cm)	Ball Width C-D (cm)	Size	Model	Last Length A-B (cm)	Ball of Foot M (cm)	Heel N (cm)	Toe Height L (cm)	Ball Width C-D (cm)
40	LucRo S	27,10	25,00	34,90	3,35	9,85	46	LucRo S	31,10	28,00	39,70	3,65	10,90
	LucRo M	27,10	26,10	36,00	3,40	9,85		LucRo M	31,10	29,10	40,80	3,70	10,90
	LucRo W	27,10	26,70	36,50	3,45	9,85		LucRo W	31,10	29,70	41,30	3,75	10,90
	PLUS 10	27,10	27,70	37,60	4,40	9,85		PLUS 10	31,10	30,70	42,40	4,70	10,90
41	LucRo S	27,80	25,50	35,70	3,40	10,05	47	LucRo S	31,80	28,50	40,50	3,70	11,05
	LucRo M	27,80	26,60	36,80	3,45	10,05		LucRo M	31,80	29,60	41,60	3,75	11,05
	LucRo W	27,80	27,20	37,30	3,50	10,05		LucRo W	31,80	30,20	42,10	3,80	11,05
	PLUS 10	27,80	28,20	38,40	4,45	10,05		PLUS 10	31,80	31,20	43,20	4,75	11,05
42	LucRo S	28,50	26,00	36,50	3,45	10,25	48	LucRo S	32,40	29,00	41,30	3,75	11,20
	LucRo M	28,50	27,10	37,60	3,50	10,25		LucRo M	32,40	30,10	42,40	3,80	11,20
	LucRo W	28,50	27,70	38,10	3,55	10,25		LucRo W	32,40	30,70	42,90	3,85	11,20
	PLUS 10	28,50	28,70	39,20	4,50	10,25		PLUS 10	32,40	31,70	44,00	4,80	11,20
43	LucRo S	29,20	26,50	37,30	3,50	10,45	49	LucRo S	33,00	29,50	42,10	3,80	11,35
	LucRo M	29,20	27,60	38,40	3,55	10,45		LucRo M	33,00	30,60	43,20	3,85	11,35
	LucRo W	29,20	28,20	38,90	3,60	10,45		LucRo W	33,00	31,20	43,70	3,90	11,35
	PLUS 10	29,20	29,20	40,00	4,55	10,45		PLUS 10	33,00	32,20	44,80	4,85	11,35
44	LucRo S	29,80	27,00	38,10	3,55	10,60	50	LucRo S	33,60	30,00	42,90	3,85	11,50
	LucRo M	29,80	28,10	39,20	3,60	10,60		LucRo M	33,60	31,10	44,00	3,90	11,50
	LucRo W	29,80	28,70	39,70	3,65	10,60		LucRo W	33,60	31,70	44,50	3,95	11,50
	PLUS 10	29,80	29,70	40,80	4,60	10,60		PLUS 10	33,60	32,70	45,60	4,90	11,50
45	LucRo S	30,40	27,50	38,90	3,60	10,75							
	LucRo M	30,40	28,60	40,00	3,65	10,75							
	LucRo W	30,40	29,20	40,50	3,70	10,75							
	PLUS 10	30,40	30,20	41,60	4,65	10,75							

Plus 10 (+10 mm):
The shaft extension in particular (+10 mm) allows diabetes-adapted footbeds to be incorporated into selected models!





Last Dimensions Men's-Model

Size	Model	Last Length A-B (cm)	Ball of Foot M (cm)	Heel N (cm)	Toe Height L (cm)	Ball Width C-D (cm)	Size	Model	Last Length A-B (cm)	Ball of Foot M (cm)	Heel N (cm)	Toe Height L (cm)	Ball Width C-D (cm)
37	LucRo S	25,00	24,60	35,90	3,60	10,00	44	LucRo S	29,80	28,10	41,50	3,95	11,20
	LucRo M	25,00	25,70	37,00	3,65	10,00		LucRo M	29,80	29,20	42,60	4,00	11,20
	LucRo W	25,00	26,30	37,50	3,70	10,00		LucRo W	29,80	29,80	43,10	4,05	11,20
	PLUS 10	25,00	27,30	38,60	4,65	10,00		PLUS 10	29,80	30,80	44,20	5,00	11,20
38	LucRo S	25,70	25,10	36,70	3,65	10,10	45	LucRo S	30,40	28,60	42,30	4,00	11,35
	LucRo M	25,70	26,20	37,80	3,70	10,10		LucRo M	30,40	29,70	43,40	4,05	11,35
	LucRo W	25,70	26,80	38,30	3,75	10,10		LucRo W	30,40	30,30	43,90	4,10	11,35
	PLUS 10	25,70	27,80	39,40	4,70	10,10		PLUS 10	30,40	31,30	45,00	5,05	11,35
39	LucRo S	26,40	25,60	37,50	3,70	10,25	46	LucRo S	31,10	29,10	43,10	4,05	11,50
	LucRo M	26,40	26,70	38,60	3,75	10,25		LucRo M	31,10	30,20	44,20	4,10	11,50
	LucRo W	26,40	27,30	39,10	3,80	10,25		LucRo W	31,10	30,80	44,70	4,15	11,50
	PLUS 10	26,40	28,30	40,20	4,75	10,25		PLUS 10	31,10	31,80	45,80	5,10	11,50
40	LucRo S	27,10	26,10	38,30	3,75	10,45	47	LucRo S	31,80	29,60	43,90	4,10	11,65
	LucRo M	27,10	27,20	39,40	3,80	10,45		LucRo M	31,80	30,70	45,00	4,15	11,65
	LucRo W	27,10	27,80	39,90	3,85	10,45		LucRo W	31,80	31,30	45,50	4,20	11,65
	PLUS 10	27,10	28,80	41,00	4,80	10,45		PLUS 10	31,80	32,30	46,60	5,15	11,65
41	LucRo S	27,80	26,60	39,10	3,80	10,65	48	LucRo S	32,40	30,10	44,70	4,15	11,80
	LucRo M	27,80	27,70	40,20	3,85	10,65		LucRo M	32,40	31,20	45,80	4,20	11,80
	LucRo W	27,80	28,30	40,70	3,90	10,65		LucRo W	32,40	31,80	46,30	4,25	11,80
	PLUS 10	27,80	29,30	41,80	4,85	10,65		PLUS 10	32,40	32,80	47,40	5,20	11,80
42	LucRo S	28,50	27,10	39,90	3,85	10,85	49	LucRo S	33,00	30,60	45,50	4,20	11,95
	LucRo M	28,50	28,20	41,00	3,90	10,85		LucRo M	33,00	31,70	46,60	4,25	11,95
	LucRo W	28,50	28,80	41,50	3,95	10,85		LucRo W	33,00	32,30	47,10	4,30	11,95
	PLUS 10	28,50	29,80	42,60	4,90	10,85		PLUS 10	33,00	33,30	48,20	5,25	11,95
43	LucRo S	29,20	27,60	40,70	3,90	11,05	50	LucRo S	33,60	31,10	46,30	4,25	12,10
	LucRo M	29,20	28,70	41,80	3,95	11,05		LucRo M	33,60	32,20	47,40	4,30	12,10
	LucRo W	29,20	29,30	42,30	4,00	11,05		LucRo W	33,60	32,80	47,90	4,35	12,10
	PLUS 10	29,20	30,30	43,40	4,95	11,05		PLUS 10	33,60	33,80	49,00	5,30	12,10

Plus 10 (+10 mm):

The shaft extension in particular (+10 mm) allows diabetes-adapted footbeds to be incorporated into selected models!

Schein Orthopädie Service KG
 Hildegardstr. 5
 42897 Remscheid
 Germany
 Tel. +49 2191 910-201
 Fax +49 2191 910-102
 lucro@schein.de
 www.lucro.de



Germany since 1879